

Alento



voice®

Alento

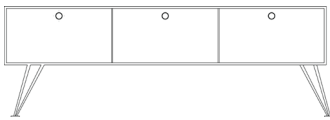
Design Rolf Fransson

Alento is a storage series that has a touch of the 50-60s but with a modern twist. The appearance can be varied by using different fronts, legs or wheels. The body and drawer boxes are always matt white lacquered and all drawers and doors have touch latches.

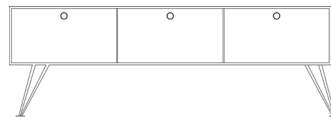
Variants

Measurements: width x depth x height in cm

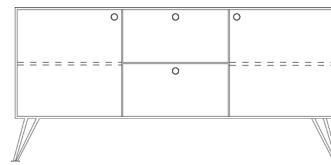
Explanations: DR= Drawer D= Door FF= Flipfront



80005000 white
80005020 white/ash
3DR
152x46x50



80005040 white
80005060 white/ash
2DR, 1FF
152x46x50



80005080 white
80005100 white/ash
2D, 2DR
152x46x75

Internal measurements:

Door, 50x50: 47x40x47

Door, 62x50: 47x40x60

Drawer, 50x122: 43x33x5

Drawer, 50x25: 43x33x13

Drawer, 100x25: 94x33x13

Flip, 50x25: 42x40x22

Base and front

Fronts: White matt lacquered mdf, ash veneer mdf.

Base: Chrome metal thread legs as standard. Solid ash legs, wheels or plinth are an option at no extra cost.

Shelves: Adjustable wooden shelves behind all doors.

