

SWING

Design by Lievore Altherr Molina.

VIBIA
LIGHT IS CREATION

Reference

0511.

Application

Wall Lamps

Installation type

Surface

Description

Wall lamp for general lighting which distributes light equally in all directions. It is distinguished by a double-jointed arm which houses the whole mechanism so that neither the system nor the joint components can be seen when it is turned round. Designed by Lievore, Altherr, Molina. Available in two finishes: chrome and matt nickel. It has a switch on the lamp holder for convenience.

Diffuser

Cotton-finish diffuser

Finish



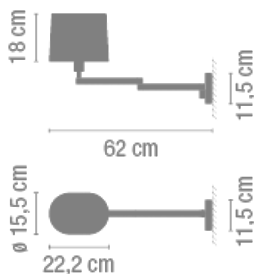
0511-01.

Chrome

0511-30.

Matt nickel

Sketch



Electrical characteristics

1 x E27 230V 70W Eco



Total 70 W

Or

1 x COMPACT FLUORESCENT E27 230V 15W



Total 15 W



Physical characteristics

2 Box / 0.11 x 0.17 x 0.66 m. / Vol. 0.0353 m³ /
Gross weight 2.2 kg. / Net weight 1.5 kg.

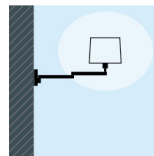
Installation and assembly

Follow instructions of the installation guide

Light distribution

General lighting

Lamp for general lighting that equally distributes the light in all directions.



Photometric data

Efficiency : 59.97%

Coordinate system : C-G

Total flux : 800.00 lm

Maximum value : 106.45 cd/klm

Light position : C=60.00 G=25.00

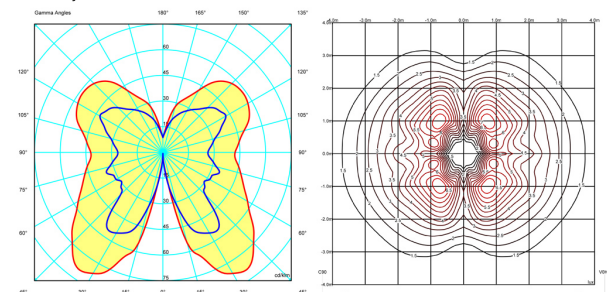
Double symmetrical : 2

Isolux : Isolux (Suelo)

Light position :

X=0.00m Y=0.00m Z=3.00m

Light rotation :



Certificates

