

SANDWICH

Design by Proli Diffusion Studio.

VIBIA
LIGHT IS CREATION

Reference

4411.

Application

Ceiling Lamps

Installation type

Surface

Description

Surface-mounted panel light. Combines a matt nickel plate with a sand-blasted glass to give a diffuse light. Provides calm, warm general lighting.

Diffuser

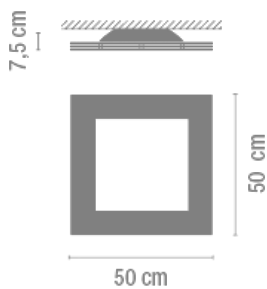
Optical-glass diffuser

Finish



4411-30.
Matt nickel

Sketch



Electrical characteristics

1 x R7s 117mm 230V 230W Eco

Total 230 W



Physical characteristics

1 Box / 0.27 x 0.60 x 0.60 m. / Vol. 0.0972 m³ /
Gross weight 10.4 kg. / Net weight 8.8 kg.

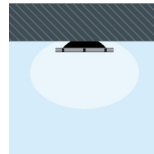
Installation and assembly

Follow instructions of the installation guide

Light distribution

General lighting

Lamp for general lighting that equally distributes the light in all directions.



Photometric data

Efficiency : 62.91%

Coordinate system : C-G

Total flux : 5000.00 lm

Maximum value : 140.86 cd/klm

Light position : C=0.00 G=0.00

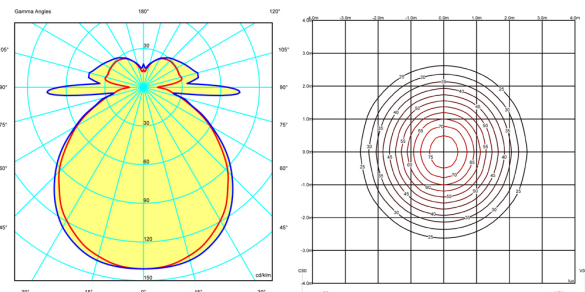
Double symmetrical : 3

Isolux : Isolux (suelo)

Light position :

X=0.00m Y=0.00m Z=3.00m

Light rotation :



Certificates

