


design made in germany

Wilkhahn

Aline.
230 range



Aline skid-base chair
Design: Andreas Störko

Model 230/1
Minimum material input,
maximum transparency
and easy handling combine
aesthetics with comfort
and functionality.



Chairs with and without armrests stackable up to 15-high free standing, or 25-high with stacking trolley. Low weight allows easy, neat stacking with each chair adding only 20 mm to the height of the stack.



Aline. Intriguing transparency.

With the Aline product family, Wilkhahn sets a new standard for furnishing areas where professional handling is as important as convincing aesthetics. Multi-purpose chair or counter height stool, visitor or office swivel chair, low, high or cafeteria tables or also a variably configurable bench – Aline combines minimum material input, maximum transparency and inspired functionality to create an ambience that is loose and light, while remaining distinctive.

The skid-base chair is the heart of the Aline product family. It marks the synthesis of design, innovation and quality within a concept that is both coherent and innovative: cantilever seat and back frames in high-performance polyamide and a graceful skid-base frame in bright chromium-plated steel rod form a stable structural grid with slender material cross sections and low weight. The resilient, colour-matched covering adapts to the widest variety of differing body dimensions, and permanent ventilation for the body contact ensures a pleasant and relaxed sitting experience.

The ingenious feature is the elegant design of the seat frame using the “principle of interlocking rails”: the self-engaging, stackable seat frame allows neat, extremely compact storage, while protecting the fabric, membrane-like upholstery.

Aline is therefore an ideal multi-purpose chair that fulfils the following performance requirements:

- It can stand alone, be casually grouped or used as concourse seating.
- It is suitable for both short and long periods of sitting.
- It combines a high degree of standardization with wide scope of application.
- Low weight and robust materials reduce operating costs.



Aline. Simplicity – multiplicity.

The art of reducing to essentials is the key to maximizing the scope of application: Aline is the perfect solution as conference or seminar seating or for a private dining room – the character of the Aline skid-base chair is defined by the chosen setting. The integrated design, optically reduced to just two materials, allows Aline to fit equally well into restaurants, conference rooms, lecture halls, lounges, customer service halls or a private ambience. Aline is a truly multi-purpose chair: just one chair model, optionally with or without armrests, allows solutions to a host of furnishing requirements.

The coherently designed, through-dyed seat and back frames with a resilient, colour-matched membrane are available in white, grey and black. For the black seat and back frames there is now alternatively also a choice between two-tone textile covers in silver/black or copper/black. The skid base in round steel rod has been designed to a high level of robustness and therefore has a bright chromium-plated finish. Depending on the flooring, the skid base is available without glides, or with glides with an optional felt insert.

Whatever the application, Aline is always a convincing solution due to its unmistakably attractive appearance and excellent seated comfort.

The elegant curve of the frames and the high transparency of the material distinguish this range, making it the epitome of optical lightness – for example, as a conference chair in combination with the Confair folding table.



Useful accessory for larger scale events: slot-on clips with row and seat numbers.



The integral inline connector, self-parking out of use, in shot-blasted, matt chromium-plated, flat-profile steel, is a simple optional feature for the skid-base chair: rotate to activate, insert an adjacent chair – that's all. No separate components or assembly required.


Placed side by side, the rear curves of the seat and back frames create a lively visual pattern and give Aline a graceful and subtle organic appearance.



The elegant transparency of the material preserves the ambience of an interior even in high-density arrangements. And the ingeniously easy-to-operate inline connector makes organizing chairs child's play.



Exclusively for black seat and back frames:
two-tone covers in silver/black and
copper/black extend the coordination
scope to allow differentiated material
and colour concepts of interior design.





Easy-care, light and loose transparency and air-permeable seated comfort make the skid-base chair the ideal seating solution for cafeteria and restaurant applications. To match: the Contas variable table system with slender legs, a bright chromium-plated frame and a hardwearing laminate table top with solid wood lipping.





For informal areas for breaks and bistros, the counter and bar height stool provides distinctive aesthetics and pleasant seated comfort consistent with the skid-base chair. For integrated solutions: the range includes matching square or circular high tables, optionally stackable, with slender 12 mm tops, through-dyed in black or white, colour-matched columns and a low-profile, contoured aluminium star base.

Intriguing practicality: the high tables are optionally available with a slot in the top surface allowing up to three tables to stack compactly.



Aline. A refreshing break out.

In addition to the multi-purpose skid-base chair, the Aline range includes counter and bar height stools, simple office and visitor swivel chairs as well as square and circular pedestal top tables in low, sitting and standing height. Aline's graceful, transparent design is an excellent solution for furnishing "break-out spaces" combining an informal atmosphere with professional use: for example, showrooms and consultation spaces, areas for breaks, lounges and bistros, libraries and internet cafés or a private dining area and home office.

Whatever the application, Aline creates a loose and light ambience that extends an invitation to linger and chat. A memorable atmosphere due to aesthetic quality, seated comfort and ingenious functionality.





In addition to high tables and cafeteria versions, the range is completed by low-height tables for lounge applications.

Aline. Purposeful.

Elegance aside – Aline always cuts a truly professional figure: intelligent details such as the inline chair connector or the compact storage function of the high tables ensure that not only sitting is an extremely comfortable experience, but also handling is convenient too.

In addition to aesthetic finesse and ingenious functionality, Aline is easy-care: the materials have antibacterial properties and are easy to keep clean. Subsequently, the chairs and tables are an excellent choice for furnishing quality-oriented health-care and wellness facilities.





Model 232/1

Aline
Visitor and office swivel chair
Design: Andreas Störko

The visitor and office swivel chairs are a convincing solution due to distinctive, graceful aesthetics and pleasant seated comfort.



Model 231/2



Model 232/2

Aline. In pursuit of perfection.

As the range combines fascinating aesthetic lightness and seated comfort, it seems logical to add an office and a visitor swivel chair using this design concept. Wilkhahn and designer Andreas Störiko have therefore developed a fascinating, function-specific seat frame that is mounted on a swivel pedestal.

The perfectly contoured star bases in die-cast aluminium feature the same design quality as the seat and back frames: a low-profile, four-star base for the Aline visitor swivel chair that is also used for the pedestal tables, and a vertically aligned, five-star base on castors for the mobile, infinitely adjustable Aline office swivel chair. Both visitor and office swivel chairs include a contact suppression feature that working in conjunction with the elasticity of the seat provides a superbly comfortable seat platform.

Consistent with Aline design, both model groups are available with seat and back frames through-dyed in black, grey or white with a membrane, plus optional armrests. The models with a padded seat platform provide additional comfort and scope for colour mix. The star bases and the columns are bright chromium-plated and thus extremely hardwearing.

Aline swivel chair models are therefore the perfect aesthetic and practical solution for furnishing meeting and conference spaces, showrooms, reading rooms, internet cafés or also for home office spaces.



On the newly developed seat frame, manufactured as a single section, a structural four-arm spur fits directly to the swivel pedestal. The five-star base and column with a bright chromium-plated finish are designed for high performance and emphasize the elegance of the swivel chairs.



For even greater comfort and design versatility in terms of material and colour: on request, the seat platforms of the swivel chairs are fitted with textile padding with high-quality stitched fluting.



The transparent design of the conference chairs and visitor swivel chairs teams particularly well with table ranges that also combine graceful lightness with quality and understated design – for example, the Logon table range.

A loose, light and fresh ambience: the white Aline chair is ideal for applications in a private setting or for wellness and health-care facilities. For example, in combination with the mobile Timetable range, also designed by Andreas Störko.







Waiting with ease: the Aline bench

In transit areas, exhibition facilities and customer service halls, reception areas or lounges – “waiting with ease” makes the Aline bench system a programme in itself: for it also combines resilient, air-permeable seated comfort with the unmistakable light and loose aesthetics of the Aline product family.

The bench unit is available in two sizes: two T-shaped base elements are connected by means of a supporting beam – depending on the size – with three or five integrated location points for versatile configuration of side tables and seating units. The large spans afforded by the two-legged supporting structure in combination with the seat, centre-positioned and retained with a discrete bright chromium-plated ring, give the bench unit a floating appearance – and facilitate floor cleaning. The unitary, contoured foot sections in die-cast aluminium, bright chromium-plated, convey an impression of elegance and high quality. The uprights and the supporting beam are coated in black or white to match the colours of the seat units and side tables.

The seat units comprise graceful seat and back frames, through-dyed in black or white, with a colour-matched, semi-transparent membrane. The resilient frame construction and the fabric, which ensures optimal ventilation, provide a high degree of seated comfort and adjustment. Configured in rows, versions with armrests may alternate with armless versions.

The slender side tables, with a thickness of just 12 mm, are also centre-fixed and comprise through-dyed, dent and shatter resistant HPL (high pressure laminate). The finely chamfered edging emphasizes the aesthetic lightness of the range.

The design concept of the Aline bench system supports the atmosphere of the modern, light-flooded interior: the black version of the three-seater with bright chromium-plated foot sections has a particularly elegant and transparent appearance.

Functions. Materials. Models.

Technical details

Function

Graceful, coherently designed furnishing range for versatile application in meeting, consultation and seminar interiors, in showrooms and event spaces, lounge, break and bistro areas, a library, internet café or home office.

Skid-base chair

Light, transparent, stackable chair as a seating solution for spaces used for meetings, consultations, seminars and large-scale events. Neat, extremely compact storage, with each chair adding only 20 mm to the height of the stack due to self-engaging, covered seat and back frames (total height of 15 stacked chairs is 106 cm). Weight 5.1 kg only (without armrests), 5.4 kg with armrests.

Counter/bar height stool

Elegant, optically light stool with backrest and footrest bar.

Visitor and office swivel chairs

Understated, optically light, swivel visitor chairs and height-adjustable office swivel chairs for meeting and consultation spaces, internet cafés and temporary workplaces.

Tables

Square and circular top pedestal tables in low, sitting and standing height (optionally stackable) for lounge and break areas, cafeterias and bistros.

Bench unit

Bench unit comprising a supporting structure with three or five location points for seat units with semi-transparent membrane and/or side tables for furnishing exhibition facilities, customer service areas, department stores, doctors' surgeries and transit areas.

Chairs

Frame

Skid-base chair: skid base in round steel rod, diameter 12 mm, bright chromium-plated. The skid base supports the front seat frame and integrates with the backrest frame at the rear. On request, with additional glides in black polyurethane for hard floors or in black polyamide for soft floors, optionally with felt insert.

Counter and bar height stool: as for skid-base chair, but not stackable. Additional bright chromium-plated stretchers (16 x 6 mm) that form a stable structural grid, integrating a recessed footrest bar in round steel rod.

Swivel chair and office swivel chair: four-star base (swivel chair) or five-star base (office swivel chair) in die-cast aluminium, bright chromium-plated. Swivel chair with glides in black polyamide (for soft floors) or black polyurethane (for hard floors), optionally with additional felt insert. Office swivel chair with twin wheel swivel castors in black polyamide with load dependent braking (for soft floors) or with a soft lining (for hard floors); anti-static castors on request. Fixed height swivel pedestal: column includes a contact suppression feature that working in conjunction with the elasticity of the seat provides a superbly comfortable seat platform (swivel chair); and swivel pedestal with additional infinitely variable height adjustment (office swivel chair); gas lift with bright chromium-plated canister.

Seat and back

Seat and back frames in high-performance, glass fibre-reinforced polyamide, optionally through-dyed in black, grey or white, with resilient coated polyester membrane in the same colour as the seat and back frames. Optionally also two-tone membrane in the colour copper/black or silver/black available for seat and back frames through-dyed in black only. Back frame optionally without armrests or with armrests in matching material and colour. Swivel chairs and visitor chairs (model 232/1, 232/2, 231/1, 231/2) optionally with seat cushion in cut foam, cover with stitched fluting, thickness of cushion 10 mm.

Bench unit

Frame

Unitary foot sections in die-cast aluminium, bright chromium-plated, uprights in round steel tube coated in black or white. Supporting beam in solid square section steel, coated black or white to match the uprights, with three or five location points for variable configuration of seat units and/or side tables. Location points for seats in steel, bright chromium-plated; location points for side tables coated to match the supporting beam in either black or white. Configured in rows, versions with armrests can only be mounted to alternate with armless versions. Foot sections with glides for hard or soft floors, on request with felt insert.

Seat and back

Seat and back frames in high-performance, glass fibre-reinforced polyamide, optionally through-dyed in black, grey or white, with resilient coated polyester membrane in the same colour as the seat and back frames. Back frame optionally without armrests or with armrests in matching material and colour.

Side tables

Side tables in HPL (high pressure laminate), through-dyed in black or white, thickness 12 mm in format 50 x 50 cm.

Tables

Frame

Four-star base in die-cast aluminium, bright chromium-plated, with glides in black polyamide (for soft floors) or black polyurethane (for hard floors), optionally with additional felt insert. Central column in 4 mm steel tube, diameter 40 mm, for low, sitting and standing height (45/73/105 cm), coated in black or white to match top surface, with steel flange and circlip coated black; stackable version additionally with slip-free separator, collar and docking guide in black plastic.

Table tops

Black through-dyed HPL (high pressure laminate), surfaced black or white; or white through-dyed HPL (high pressure laminate), surfaced white, each with thickness 12 mm; available in formats 60 x 60 cm (for table heights 45 cm and 105 cm) and 70 x 70 cm (for table height 73 cm) or circular, Ø 75 cm (for table height 45 and 73 cm) and Ø 70 cm (for table height 105 cm).

Veneered version (on request): MDF panel, veneered according to Wilkhahn veneer samples, (The veneer is processed by slip-match method onto the table top).

Table top thickness 20 mm.

Exception: maple or ash with a natural finish is not available.

Open-pore: oak and walnut veneer.

Closed-pore: beech and cherry veneer.

Variation 1: Beech or oak veneer according to Wilkhahn woodstain colour samples.

Variation 2: Cherry or walnut veneer according to Wilkhahn woodstain colour samples.

Accessories

Optional for skid-base chair: inline connector, self-parking out of use, in flat, chromium-plated steel. When linked, chairs with armrests must alternate with chairs without armrests.

Stacking trolley allowing compact storage in steel tube, coated black, with heavy duty wheels for hard and soft floors, two of which are lockable directional wheels.

231

Integral inline connector, self-parking underneath seat when out of use (can be retrofitted) for model 230/1 and 230/2.


232

Stacking trolley for compact storage for a stack of up to 25 chairs.


234

Seat/row number clip


Subject to technical change without notice.




230/1
 ☐44 ☐78 ☐54 ☐58



230/2
 ☐44 ☐78 ☐59 ☐58



230/5
 ☐69 ☐105 ☐50 ☐61



230/6
 ☐69 ☐105 ☐59 ☐61



231/1
 ☐44 ☐80 ☐50 ☐67



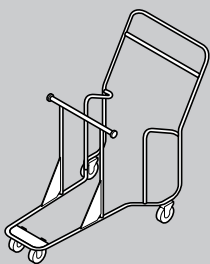
231/2
 ☐44 ☐80 ☐59 ☐67



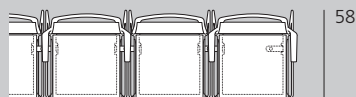
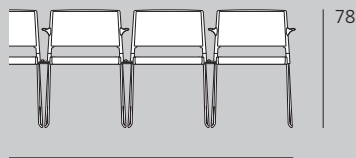
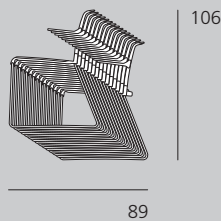
232/1
 ☐40/52 ☐75/88 ☐65 ☐64



232/2
 ☐40/52 ☐75/88 ☐65 ☐64



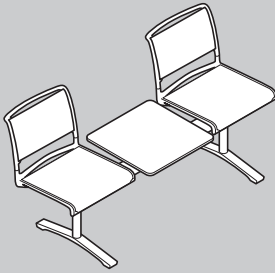
232
 ☐96 ☐61 ☐118



Symbols
 ☐ Seat height
 ☐ Overall height
 ☐ Width
 ☐ Depth

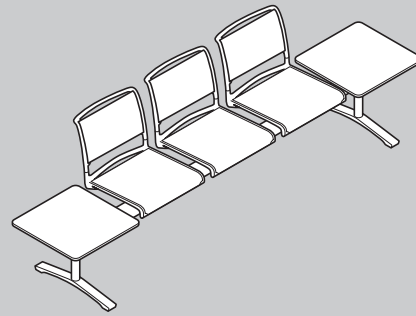
When using inline connectors:
 chairs with armrests may alternate
 with models without armrests.

All dimensions in cm.



233/3

☐44 ☐80 ☐158 ☐59

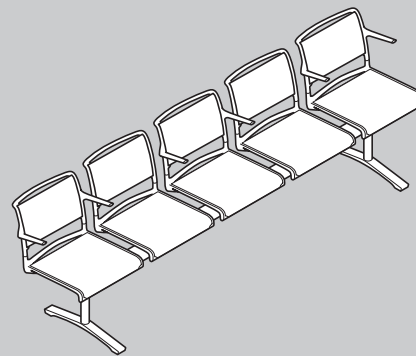
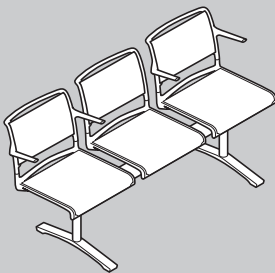
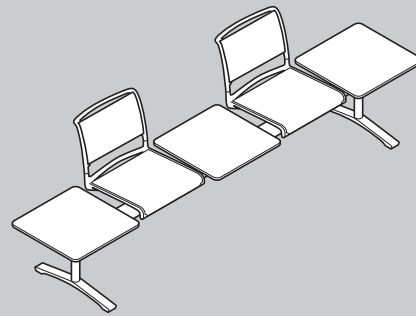
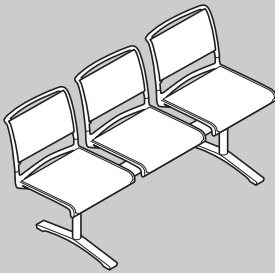


233/5

☐44 ☐80 ☐266 ☐59

The Aline bench unit is available in two sizes with three or five location points for the attachment of side tables and seat units – optionally as a five-seater, a three-seater or a two-seater with a corresponding number of side tables.


Configuration examples:




Symbols

☐ Seat height ☐ Overall height ☐ Width ☐ Depth


All dimensions in cm.



235/1
60 x 60, H 45



235/2
70 x 70, H 73



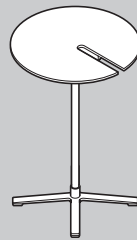
235/3
60 x 60, H 105



236/1
Ø 75, H 45



236/2
Ø 75, H 73



236/3
Ø 70, H 105

Standards and certifications

UN Global Compact, ISO 9001/14001, EMAS, GREENGUARD™, LEED, GECA

Sustainability



WE SUPPORT
UN Global Compact

Processes



ISO 9001/14001



EMAS
VERIFIED
ENVIRONMENTAL
MANAGEMENT
D-130-00005

Product: Aline



GREENGUARD™



GECA



LEED

Current environmental information is available on the Wilkhahn website.

