


design made in germany

Wilkhahn

Modus.

27 range





Modus

Design: Klaus Franck,
Werner Sauer and wiege,
Fritz Frenkler, Justus Kolberg

Model 275/7

Medium-height backrest,
with semi-transparent fabric and
characteristic leather-covered
crescent-shaped grip, frame
polished aluminium

The distinctive geometry of the openings on the flexible backrest, the contours of the swing plates that join under the seat shell and the harmoniously shaped star base make Modus a model of excellence for the perfect synthesis of ergonomics and aesthetics throughout the world.



Modus. The aesthetics of sitting.

Sitting has become our second nature. We take sitting for granted, wherever and whenever we wish: at home or at work, on the train, plane or in the car, in front of the television, while eating or at the theatre. Experts estimate that we spend some 80,000 hours sitting on an office chair in our working life, increasingly accompanied by numerous occupational conditions which are virtually all connected with lack of exercise.

The design of an office chair is also an expression of corporate identity and how individuals are rated in their employment environment. It is therefore hardly surprising that the development of office chairs has always been one of the greatest challenges for designers and architects. They are faced with having to correlate ergonomic requirements, the expressive character of the design and also aspects relating to physical posture.

The two designers Klaus Franck and Werner Sauer had designed a classic chair for dynamic sitting under the Wilkhahn motto of "sitting without a driving licence" some 25 years ago: the FS-Line still marks a pure symbiosis of the intuitive function of support and movement, ingeniously simple construction and design with lasting appeal.

With the development of the Modus office chair range, the two designers transferred this principle to the technical scope and aesthetics of the 21st century. The combination of minimal material input, maximum transparency and optimal access for support and movement have made Modus an international model of excellence for a new generation of office chairs. Often imitated but still unrivalled, Modus is a class of its own: the perfection of dynamic sitting.



The construction is ultra compact and simple: the space-saving torsional mechanism may be finely adjusted to individual body weight by means of a central handwheel. The adjustment paddles for the seat height and the backrest locking mechanism (0° position) are conveniently located underneath the front of the seat on the right and left.



Aesthetically and ergonomically sophisticated: the form and the flexible material of the backrest frame provide comfort and support in every sitting position. The backrest is optionally available with semi-transparent or non-transparent material or with additional cushioned upholstery. Height-adjustable armrests and a lumbar support are also optional features.

The swing plates, containing four torsion rods, ensure maximum seated comfort: the seat lowers from a 90° angle by a maximum of 11° with a synchronous backrest tilt of up to 22°, in addition to the inherent elasticity of the backrest.

Modus. Sit at ease.

Ergonomists might hold differing opinions as to the optimal sitting position, but they do agree about one point: sitting still is not conducive to health and well-being. That is why Modus adjusts automatically to varying body types and any phase of sitting, and consistently promotes intuitive changes in posture:

- with a flexible, tapered backrest frame in indestructible, high-performance material, across which is stretched a high-tech, air-permeable fabric. This allows the backrest to adjust to individual body types, posture and movement like a supportive membrane.
- with the air-permeable, cushioned seat with a waterfall front to relieve pressure on thighs, and integral seat wedge to keep the pelvis in a supported position. The wool-fleece sewn into the cover ensures a natural moisture balance.
- with a step-less automatic synchro-mechanism comprising coordinated torsion rods. The mechanism of the swing plates allows the backrest and the seat platform to lower synchronously in the correct back-to-seat ratio; the seat shifts backward to relieve pressure on the hollow of the knee. The body is thus well-balanced in any sitting position due to progressive counter-pressure.

Pressure on the body is relieved automatically correctly in every sitting position, and a minimal shift in weight distribution is sufficient to promote a change in posture and movement – without any complex adjustment phases on wear-prone mechanisms. This is the most effective form of dynamic sitting.









The aesthetic and ergonomic qualities of Modus are a convincing solution not only for a workplace but for a conference environment too. The combination of heightened concentrative ability with physical relaxation is particularly useful during lengthy periods of sitting. For this reason, all models are optionally available with castors or glides. In addition to various backrest heights, there is also a choice between two seat and backrest widths: Modus Compact and Modus Medium.

Model Modus Medium 283/7, with glides and semi-transparent material
Landeshaus Kiel
Architect: Pax Brüning, Hanover
Photograph: Klemens Ortmeyer



Modus Conference
Design: Werner Sauer

Model 281/5
with bright chromium-plated frame
and aluminium armrests

Elegantly curved armrests which are good to look at – and to touch: the outer surface is fully upholstered with a finely finished leather pad. The seat bearer blends perfectly by repeating the distinctive design of the backrest, which is open towards the top.



Modus Conference. Classically modern.

There is no other area within a company that reveals more about corporate culture than the conference room. It is not surprising that this is where the focus is on representing a clear structure and on projecting consistent values.

Werner Sauer therefore designed a Modus model group for Wilkhahn especially for application in a prestigious conference environment.

- The slim four-star base can be easily aligned symmetrically to facilitate a calm, structured organized arrangement.
- The moulded, swivel seat bearer in die-cast aluminium repeats the triangular geometry of the backrest opening and concentrates the design on one central pivotal axis.
- The elegant armrests combine the high quality of die-cast aluminium with the tactile characteristics of a finely embossed leather armrest pad.

The Modus Conference chair speaks for itself: modern – but free from fashion, calm – and not dominating, comfortable – yet slim, high-quality – but not overstated. In short: a fine example of elegance, supporting our conference culture.

Model 284/81, chromium-plated with aluminium armrests. The Modus Executive model group combines excellent ergonomics with the high requirements of prestigious interiors.



Modus Executive. Relax in excellence.

Anyone in a position of responsibility should not compromise when it comes to an office and conference chair. The Executive model group focuses on excellence rather than quantity. It combines extraordinary seated comfort and the graceful aesthetics of Modus with correspondingly high-quality, prestigious features: the seat and the backrest are upholstered with additional soft leather cushions: the welted seams emphasize the slim outline of the cushions and also create a luxurious, relaxing appearance. In the office, conference or cantilever version, Modus Executive expresses a modern, dynamic style of corporate management.

The wide spectrum of Modus models allows differentiation in various corporate areas, yet with coherent design quality: ranging from front and back offices, through training and seminar environments, middle management and meeting rooms to top executives' offices and conference rooms.

Although Modus offers a high degree of versatility in terms of function, features and elegance, all models have one aspect in common: the synthesis of ergonomics and aesthetics, providing a highly sophisticated sitting culture.

The hand-crafted stitching on the slim cushions and armrests emphasizes the elegant silhouette of the backrest. The outside of the backrest is optionally available with a leather cover.



Depending on the individual interior design concept and personal preferences, the aluminium swing plates and the star base of the Executive version are also available with a polished or chromium-plated finish. The armrests with embossed armrest pads (standard feature) may optionally be selected in finely textured polyamide or in aluminium with either a chromium-plated or polished finish. The Executive version of Modus Conference is also available as an alternative to the models with automatic synchro-adjustment.



Modus Basic

The swivel chairs and four-legged visitor chairs of the Modus Basic line have a hardwearing, ergonomically shaped backrest shell in black through-dyed, viscoelastic polypropylene with a covered cushion. They are ideal for spacious, open-plan work and training environments.



263/7

Modus Compact

The characteristic feature of the Modus Compact line is the graceful backrest frame, optionally with semi-transparent or non-transparent supporting stretch material, or with an additional backrest cushion. The swivel chairs are available in three different backrest heights and with optional height-adjustable armrests and lumbar support. The optionally stackable cantilever models and the four-legged visitor chairs, both available in two backrest heights, allow differentiation in terms of application in workplaces and executives' offices, as well as in seminar, presentation and meeting environments.



275/7



274/7

Modus Medium

The spacious Modus Medium model group is a perfect solution for management offices and conference rooms. The elegantly curved armrests, in either textured polypropylene or aluminium with a fine leather pad are a distinctive design feature. The Modus Conference variation is a convincing solution, besides swivel chairs and cantilever versions for conference and meeting applications.



283/7



284/7

Modus Executive

The seat and the backrest of this model group, which is designed to meet the highest requirements in terms of prestige, quality of features and seated comfort, are fitted with slim, luxurious cushions covered in the finest leather. On the cantilever models, the upper edge of the backrest is straight.



283/81



284/81



266/7

Modus. Coherence and diversity.

Modus combines ingeniously simple construction, precision workmanship and high-grade materials with a modular structure. This allows various backrest options with a standard height, medium-height and high backrest (with shoulder support), each of which is optionally available with semi-transparent or non-transparent material, or with an additional soft back cushion. An optional slim, covered back shell is suitable for applications in areas exposed to drafts.



277/7



276/7

Diversity applies to frame constructions too: besides the swivel versions with automatic synchro-adjustment (in two seat widths), Modus also offers four-legged models, optionally stackable cantilever models with armrest pads in various materials and finishes, and the Modus Conference version.



287/7



281/5

Last but not least, the wide collection of Wilkhahn fabrics and leather, various frame finishes and diverse upholstery variations ensure coordinated adjustment to individual wishes in terms of design and comfort. Although Modus can boast maximum diversity, every version bears the typical, distinctive characteristics of the Modus family and can thus support a coherent, future-oriented corporate image.

That is not all: only a few screws need to be loosened to update or retro-fit any Modus chair, for example with an alternative backrest or additional functions, such as height-adjustable armrests and a lumbar support.



287/81



282/91

The detailed finish of the hand-sewn covers is more than just an aesthetic experience and mark of quality: the covers of the seat and the backrest may be easily exchanged to merge with new interior design concepts, or should they show signs of wear after many years of service. This guarantees an extremely long product life with an attractive price/performance ratio.

Functions. Materials. Models.

Function

Swivel chairs with torsion rod-controlled automatic synchro-adjustment: the seat tilt and backrest tilt adjust automatically to the seating position of the user. When leaning back, the resistance increases in line with the body weight of the user and the need for additional support. Forward work position lockable by engaging lever. Gas lift, conforming to DIN EN 1335, for infinitely variable adjustment of seat height.

Swivel visitor chairs, conference chairs with automatic synchro-adjustment; Basic and Compact models with fixed height, Medium and Executive with infinitely variable height adjustment, optionally with fixed four-arm seat bearer.

Frame

Swivel chairs: five-star base in die-cast aluminium, Modus Medium and Executive additionally with black protective caps. Twin wheel swivel castors with load-dependent braking, conforming to DIN EN 12529, for soft or hard floors; anti-static castors on request. Black polyamide glides for soft or hard floors. Die-cast aluminium swing plates, coated to match star base, polished or chromium-plated. Mechanism housing in sheet steel, coated black.

Swivel chairs (Medium, Executive): four-star base, optionally with swivel-only seat bearer, in die-cast aluminium, coated, polished or chromium-plated.

Visitor chairs, four-legged: legs in oval aluminium tube. Black polyamide glides for soft or hard floors.

Cantilever chairs: frame in round steel tube, coated (Compact and Medium only), matt or bright chromium-plated, with anti-tilt device, for soft or hard floors. Stackable versions with chromium-plated frame only.

Seat

Seat shells in black, viscoelastic polypropylene. Seat upholstery: one piece moulded polyurethane foam with wool-fleece overlay, with exchangeable cover. Side facing: in black polyamide material for fabric covers; in coloured embossed leather for leather covers.

Backrests

Modus Basic: backrest shell in black through-dyed, viscoelastic polypropylene, with exchangeable back cushion in covered cut foam; with optional height-adjustable lumbar support.

Standards

Modus swivel chairs conform to the Office Chair Standard DIN EN 1335, ANSI/BIFMA X 5.1, BS 5459 and other international office chair standards. Modus cantilever chairs and four-legged visitor chairs conform to DIN 68878 T1, DIN EN 13761 and ANSI/BIFMA X 5.1.



Safety Test Certificate
(LGA Nuremberg)



Modus swivel chairs conform to the standard "Ergonomics Approved" and the "Quality Standard for Low Pollution Furniture".



Modus Compact, Medium and Executive swivel chairs: backrest frame in black, glass fibre-reinforced polyamide with exchangeable back covering in black polyamide, optionally semi-transparent, non-transparent or with covered cut foam underlay, optionally with height-adjustable lumbar support. Executive version with slim leather-covered cushion; optionally with outer side of backrest also leather-covered. Upper edge of backrest with crescent shaped grip (Executive models have straight upper edge); high backrest with shoulder support, covered in black embossed leather (in matching colour for chairs with leather cover).

Cantilever chairs: backrest frame in steel tube frame to match base frame. Exchangeable frame covering; individual versions as for swivel chairs but with crescent shaped grip in black polypropylene; in black embossed leather for semi-transparent fabric or to match leather seat cover. Executive model with slim leather-covered cushion without crescent shaped grip, optionally leather-covered on the outside.

Armrests

Modus Basic and Modus Compact: swivel chairs and visitor chairs with armrests in black, glass fibre-reinforced polyamide, optionally height-adjustable; four-legged visitor chairs with armrests in black, glass fibre-reinforced polypropylene or in laminated beech, natural finish or stained in the colour mandarin.

Modus Medium and Executive: swivel chairs with armrests in black, textured, glass fibre-reinforced polyamide, optionally with embossed leather pad, or in die-cast aluminium, polished or bright chromium-plated with leather pad (with triple-sewn seam on Executive models). Cantilever models with armrest pads in black polypropylene with embossed leather pad or in laminated beech (Medium only), natural finish or stained in the colour mandarin. Fabric chair cover with black leather pads; leather chair cover with pads in matching colour leather.

Subject to technical change without notice.

Frame

Coated

Polished aluminium

Bright chromium-plated

Clear anodized

Matt chromium-plated

Upholstery

Backrest with black stretch material, semi-transparent

Backrest with black stretch material, non-transparent

Backrest with stretch material, with cushion

Outer side of backrest covered

Fabric cover

Leather cover

Slim, leather-covered cushion

Features

Armrests in polyamide/polypropylene, black

Armrests polished

Armrests bright chromium-plated

Armrests with leather pad

Armrests with laminated wood pad

Height-adjustable armrests

Height-adjustable lumbar support

Modus Basic

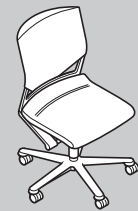


263/3



263/7

Modus Compact



273/3

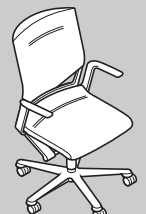


273/7

Modus Compact

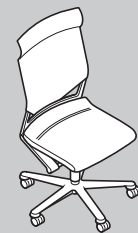


275/3



275/7

Modus Compact



274/3



274/7

●

●

●

●

●

●

○

○

○

○

○

○

○

○

●

●

○

○

○

○

●

●

●

●

○

○

○

○

○

○

○

○

○

○

○

○

○

○

○

○

○

○

