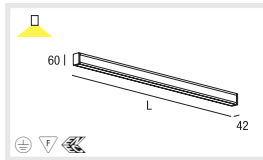



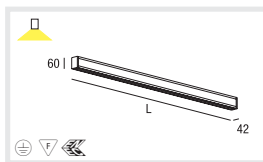



## Type



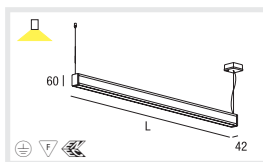

### MINO 40 OPAL T16 G5 multi EVG

CAPACITY	L (MM)	CODE
1x14/24W	588	034-261#O
1x21/39W	888	034-271#O
1x28/54W	1188	034-281#O
1x35/49W	1488	034-291#O
2x1x28/54W	2360	034-282#O



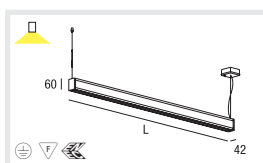
### MINO 40 CLEAR T16 G5 multi EVG

CAPACITY	L (MM)	CODE
1x14/24W	588	034-261#C
1x21/39W	888	034-271#C
1x28/54W	1188	034-281#C
1x35/49W	1488	034-291#C
2x1x28/54W	2360	034-282#C



### MINO 40 OPAL T16 G5 multi EVG

CAPACITY	L (MM)	CODE
1x28/54W	1188	034-381#O
1x35/49W	1488	034-391#O
2x1x28/54W	2360	034-382#O



### MINO 40 CLEAR T16 G5 multi EVG

CAPACITY	L (MM)	CODE
1x28/54W	1188	034-381#C
1x35/49W	1488	034-391#C
2x1x28/54W	2360	034-382#C

\_5# multi EVG  
 \_6# multi DIM 1-10V  
 \_8# multi DIM DALI

### D

Leuchtenkörper aus kantigem stranggepresstem Aluminiumprofil  
 Oberfläche natur eloxiert oder in weißem oder schwarzem Strukturlack  
 Endstück aus massivem Aluminium in 4 Farbvarianten  
 Homogen ausgeleuchtete satinierte oder linear klare PMMA-Abdeckung  
 T16 mit Multi-EVG, optional dimmbar mit 1-10V oder DALI EVG  
 DALI EVG mit zusätzlicher Touch-DIM Funktion für Tastdimmung  
 Für Deckenmontage oder mit 2000mm Seilabhängung erhältlich



### E

Housing made of edged, extruded aluminium profile  
 Surface natural anodised or white or black powder coating  
 End cap made of solid aluminium in 4 colour options  
 Homogeneously illuminated, satinized or linear clear PMMA cover.  
 T16 with multi-ballast, optionally dimmable 1-10V or DALI  
 DALI ballast with additional touch dimming via push button  
 Available for ceiling mounting or with 2000mm cable suspension

### I

Corpo in profilo spigoloso in alluminio estruso  
 Superficie anodizzata naturale o con vernice in bianco o nero  
 Testata finale in alluminio massiccio in 4 varianti di colore  
 Coperchio in PMMA satinato e omogeneamente illuminato o lineare e chiaro  
 T16 con reattore multi, dimmerabile 1-10V o DALI  
 Reattore DALI, incl. funzione Touch-DIM per dimm. tramite pulsante  
 Per montaggio a soffitto o con cavo di sospensione da 2000mm

## Colours




034-...\_5 white/chrome  
 6 anodised aluminium  
 7 white  
 8 black  
 9 black/chrome

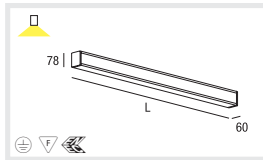


# MINO 60 CEILING

300



## Type

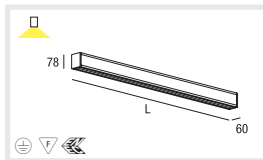


### MINO 60 OPAL T16 G5 multi EVG

CAPACITY	L (MM)	CODE
1x14/24W	588	034-661#O
1x21/39W	888	034-671#O
1x28/54W	1188	034-681#O
1x35/49/80W	1488	034-691#O
2x1x28/54W offset	2246	034-682#O

### D

Leuchtenkörper aus kantigem stranggepresstem Aluminiumprofil  
Oberfläche natur eloxiert oder in weißem oder schwarzem Strukturlack  
Endstück aus massivem Aluminium in 4 Farbvarianten  
Optikvarianten als homogen ausgeleuchtete satinierte oder linear klare  
PMMA-Abdeckung, mikrostrukturierte Prismenoberfläche für gleichmäßige  
Entblendung in der Leuchtenebene oder Darklighttraster  
T16 mit Multi-EVG, optional dimmbar mit 1-10V oder DALI EVG  
DALI EVG mit zusätzlicher Touch-DIM Funktion für Tastdimmung

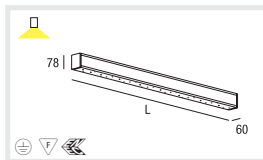


### MINO 60 CLEAR T16 G5 multi EVG

CAPACITY	L (MM)	CODE
1x14/24W	588	034-661#C
1x21/39W	888	034-671#C
1x28/54W	1188	034-681#C
1x35/49/80W	1488	034-691#C
2x1x28/54W offset	2246	034-682#C

### E

Housing made of edged, extruded aluminium profile  
Surface natural anodised or white or black powder coating  
End cap made of solid aluminium in 4 colour options  
Versions with homogeneously illuminated, satined or linear clear PMMA  
cover, microprismatic surface for homogeneous anti glare in the  
luminaire level or dark louver  
T16 with multi-ballast, optionally dimmable 1-10V or DALI  
DALI ballast with additional touch dimming via push button

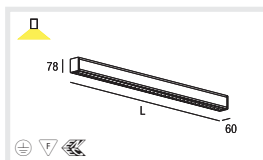


### MINO 60 MICROPRISM T16 G5 multi EVG

CAPACITY	L (MM)	CODE
1x14/24W	588	034-661#P
1x21/39W	888	034-671#P
1x28/54W	1188	034-681#P
1x35/49/80W	1488	034-691#P
2x1x28/54W	2360	034-682#P

### I

Corpo in profilo spigoloso in alluminio estruso  
Superficie anodizzata naturale o con vernice in bianco o nero  
Testata finale in alluminio massiccio in 4 varianti di colore  
Varianti di ottica come coperchio in PMMA satinato e omogeneamente  
illuminato o chiaro e lineare o superficie microprismatica per  
antiabbagliamento omogeneo o darklight  
T16 con reattore multi, dimmerabile 1-10V o DALI  
Reattore DALI, incl. funzione Touch-DIM per dimm. tramite pulsante



### MINO 60 LOUVER T16 G5 multi EVG

CAPACITY	L (MM)	CODE
1x14/24W	588	034-661#L
1x21/39W	888	034-671#L
1x28/54W	1188	034-681#L
1x35/49/80W	1488	034-691#L
2x1x28/54W	2360	034-682#L

\_5# multi EVG  
\_6# multi DIM 1-10V  
\_8# multi DIM DALI

## Colours



034-...\_5 white/chrome  
6 anodised aluminium  
7 white  
8 black  
9 black/chrome

5

6


7

8

9





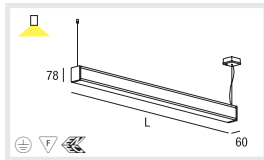


# MINO 60 SUSPENDED

304

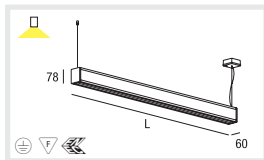


## Type



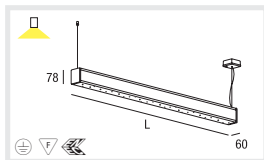
### MINO 60 OPAL T16 G5 multi EVG

CAPACITY	L (MM)	CODE
1x28/54W	1188	034-781##O
1x35/49/80W	1488	034-791##O
2x1x28/54W offset	2246	034-782##O



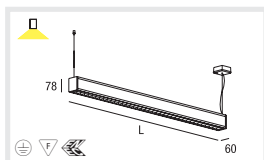
### MINO 60 CLEAR T16 G5 multi EVG

CAPACITY	L (MM)	CODE
1x28/54W	1188	034-781##C
1x35/49/80W	1488	034-791##C
2x1x28/54W offset	2246	034-782##C



### MINO 60 MICROPRISM T16 G5 multi EVG

CAPACITY	L (MM)	CODE
1x28/54W	1188	034-781##P
1x35/49/80W	1488	034-791##P
2x1x28/54W	2360	034-782##P



### MINO 60 LOUVER T16 G5 multi EVG

CAPACITY	L (MM)	CODE
1x28/54W	1188	034-781##L
1x35/49/80W	1488	034-791##L
2x1x28/54W	2360	034-782##L

\_5# multi EVG  
 \_6# multi DIM 1-10V  
 \_8# multi DIM DALI

### D

Leuchtenkörper aus kantigem stranggepresstem Aluminiumprofil  
 Oberfläche natur eloxiert oder in weißem oder schwarzem Strukturlack  
 Endstück aus massivem Aluminium in 4 Farbvarianten  
 Optikvarianten als homogen ausgeleuchtete satinierte oder linear klare  
 PMMA-Abdeckung, mikrostrukturierte Prismenoberfläche für gleichmäßige  
 Entblendung in der Leuchtenebene oder Darklighttraster  
 T16 mit Multi-EVG, optional dimmbar mit 1-10V oder DALI EVG  
 DALI EVG mit zusätzlicher Touch-DIM Funktion für Tastdimmung  
 Werkzeuglos höhenverstellbare Seilabhängung mit 2000mm

### E

Housing made of edged, extruded aluminium profile  
 Surface natural anodised or white or black powder coating  
 End cap made of solid aluminium in 4 colour options  
 Versions with homogeneously illuminated, satined or linear clear PMMA  
 cover, microprismatic surface for homogeneous anti glare in the  
 luminaire level or dark louver  
 T16 with multi-ballast, optionally dimmable 1-10V or DALI  
 DALI ballast with additional touch dimming via push button  
 Adjustable 2000mm cable suspension, no tools needed for adjustment


### I

Corpo in profilo spigoloso in alluminio estruso  
 Superficie anodizzata naturale o con vernice in bianco o nero  
 Testata finale in alluminio massiccio in 4 varianti di colore  
 Varianti di ottica come coperchio in PMMA satinato e omogeneamente  
 illuminato o chiaro e lineare o superficie microprismatica per  
 antiabbagliamento omogeneo o darklight  
 T16 con reattore multi, dimmerabile 1-10V o DALI  
 Reattore DALI, incl. funzione Touch-DIM per dimm. tramite pulsante  
 Sospensione da 2000mm regolabile in altezza senza l'uso di attrezzi

## Colours



- 034-...\_5 white/chrome
- 6 anodised aluminium
- 7 white
- 8 black
- 9 black/chrome

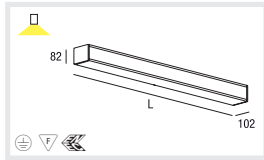




# MINO 100 CEILING



## Type

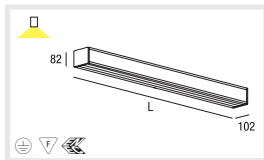


### MINO 100 OPAL T16 G5 multi EVG

CAPACITY	L (MM)	CODE
2x14/24W	588	034-962##O
2x21/39W	888	034-972##O
2x28/54W	1188	034-982##O
2x35/49W	1488	034-992##O
2x2x28/54W offset	2480	034-984##O

### D

Leuchtenkörper aus kantigem stranggepresstem Aluminiumprofil  
Oberfläche natur eloxiert oder in weißem oder schwarzem Strukturlack  
Endstück aus massivem Aluminium in 4 Farbvarianten  
Optikvarianten als homogen ausgeleuchtete satinierte oder linear klare  
PMMA-Abdeckung, mikrostrukturierte Prismenoberfläche für gleichmäßige  
Entblendung in der Leuchtenebene oder Darklighttraster  
T16 mit Multi-EVG, optional dimmbar mit 1-10V oder DALI EVG  
DALI EVG mit zusätzlicher Touch-DIM Funktion für Tastdimmung

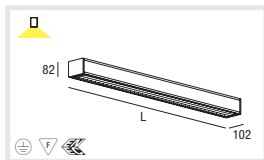


### MINO 100 CLEAR T16 G5 multi EVG

CAPACITY	L (MM)	CODE
2x14/24W	588	034-962##C
2x21/39W	888	034-972##C
2x28/54W	1188	034-982##C
2x35/49W	1488	034-992##C
2x2x28/54W offset	2480	034-984##C

### E

Housing made of edged, extruded aluminium profile  
Surface natural anodised or white or black powder coating  
End cap made of solid aluminium in 4 colour options  
Versions with homogeneously illuminated, satined or linear clear PMMA  
cover, microprismatic surface for homogeneous anti glare in the  
luminaire level or dark louver  
T16 with multi-ballast, optionally dimmable 1-10V or DALI  
DALI ballast with additional touch dimming via push button

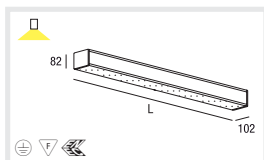


### MINO 100 LOUVER T16 G5 multi EVG

CAPACITY	L (MM)	CODE
2x14/24W	588	034-962##L
2x21/39W	888	034-972##L
2x28/54W	1188	034-982##L
1x35/49W*	1488	034-991##L
2x35/49W	1488	034-992##L
2x2x28/54W	2360	034-984##L

### L

Corpo in profilo spigoloso in alluminio estruso  
Superficie anodizzata naturale o con vernice in bianco o nero  
Testata finale in alluminio massiccio in 4 varianti di colore  
Varianti di ottica come coperchio in PMMA satinato e omogeneamente  
illuminato o chiaro e lineare o superficie microprismatica per  
antiabbagliamento omogeneo o darklight  
T16 con reattore multi, dimmerabile 1-10V o DALI  
Reattore DALI, incl. funzione Touch-DIM per dimm. tramite pulsante



### MINO 100 MICROPRISM T16 G5 multi EVG

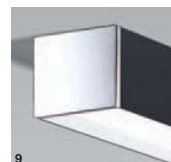
CAPACITY	L (MM)	CODE
2x14/24W	588	034-962##P
2x21/39W	888	034-972##P
2x28/54W	1188	034-982##P
2x35/49W	1488	034-992##P
2x2x28/54W	2360	034-984##P

\_5# multi EVG  
\_6# multi DIM 1-10V  
\_8# multi DIM DALI



\*MINERGIE luminaire

## Colours



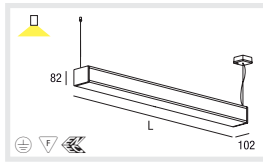

- 034-...\_5 white/chrome  
6 anodised aluminium  
7 white  
8 black  
9 black/chrome



# MINO 100 SUSPENDED

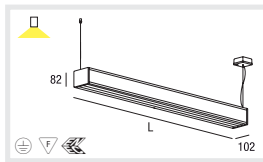



## Type



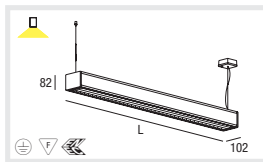
### MINO 100 OPAL T16 G5 multi EVG

CAPACITY	L (MM)	CODE
2x28/54W	1188	034-882##O
2x35/49W	1488	034-892##O
2x2x28/54W offset	2480	034-884##O



### MINO 100 CLEAR T16 G5 multi EVG

CAPACITY	L (MM)	CODE
2x28/54W	1188	034-882##C
2x35/49W	1488	034-892##C
2x2x28/54W offset	2480	034-884##C

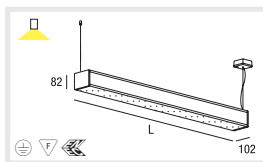


### MINO 100 LOUVER T16 G5 multi EVG

CAPACITY	L (MM)	CODE
2x28/54W	1188	034-882##L
1x35/49W*	1488	034-891##L
2x35/49W	1488	034-892##L
2x2x28/54W	2360	034-884##L



\*MINERGIE luminaire



### MINO 100 MICROPRISM T16 G5 multi EVG

CAPACITY	L (MM)	CODE
2x28/54W	1188	034-882##P
2x35/49W	1488	034-892##P
2x2x28/54W	2360	034-884##P

- 5# multi EVG
- 6# multi DIM 1-10V
- 8# multi DIM DALI

### D

Leuchtenkörper aus kantigem stranggepresstem Aluminiumprofil  
Oberfläche natur eloxiert oder in weißem oder schwarzem Strukturlack  
Endstück aus massivem Aluminium in 4 Farbvarianten  
Optikvarianten als homogen ausgeleuchtete satinierte oder linear klare  
PMMA-Abdeckung, mikrostrukturierte Prismenoberfläche für gleichmäßige  
Entblendung in der Leuchtenebene oder Darklighttraster  
T16 mit Multi-EVG, optional dimmbar mit 1-10V oder DALI EVG  
DALI EVG mit zusätzlicher Touch-DIM Funktion für Tastdimmung  
Werkzeuglos höhenverstellbare Seilabhängung mit 2000mm


### E

Housing made of edged, extruded aluminium profile  
Surface natural anodised or white or black powder coating  
End cap made of solid aluminium in 4 colour options  
Versions with homogeneously illuminated, satined or linear clear PMMA  
cover, microprismatic surface for homogeneous anti glare in the  
luminaire level or dark louver  
T16 with multi-ballast, optionally dimmable 1-10V or DALI  
DALI ballast with additional touch dimming via push button  
Adjustable 2000mm cable suspension, no tools needed for adjustment


### I

Corpo in profilo spigoloso in alluminio estruso  
Superficie anodizzata naturale o con vernice in bianco o nero  
Testata finale in alluminio massiccio in 4 varianti di colore  
Varianti di ottica come coperchio in PMMA satinato e omogeneamente  
illuminato o chiaro e lineare o superficie microprismatica per  
antiabbagliamento omogeneo o darklight  
T16 con reattore multi, dimmerabile 1-10V o DALI  
Reattore DALI, incl. funzione Touch-DIM per dimm. tramite pulsante  
Sospensione da 2000mm regolabile in altezza senza l'uso di attrezzi

## Colours



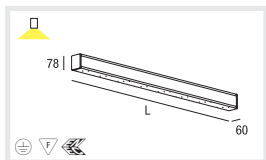
- 034-...5 white/chrome
- 6 anodised aluminium
- 7 white
- 8 black
- 9 black/chrome



# MINO 60 | 100 MIRAGE



## Type

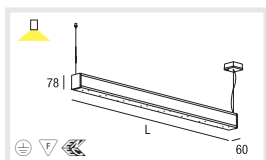


### MINO 60 MIRAGE CEILING LED 220-240V

CAPACITY	L (MM)	CODE
12x1,1W	798	056-3123#1#P
18x1,1W	1188	056-3124#1#P
24x1,1W	1578	056-3125#1#P
30x1,1W	1968	056-3126#1#P
36x1,1W	2358	056-3128#1#P

056-...5_	3000K	89 lm/led
6_	4000K	102 lm/led

**D**  
Leuchtenkörper aus kantigem stranggepresstem Aluminiumprofil  
Oberfläche natur eloxiert oder in weißem oder schwarzem Strukturlack  
Endstück aus massivem Aluminium in 4 Farbvarianten  
Dynamischer 3D Effekt durch mikrostrukturierte Prismenoberfläche  
Energieeffiziente e<sup>2</sup> LEDs 1,1W, optional dimmbar mit 1-10V oder DALI-Signal  
Lieferbar in Lichtfarben 3000K und 4000K  
Für Deckenmontage oder mit 2000mm Seilabhängung erhältlich  
Werkzeuglos höhenverstellbare Seilabhängung mit 2000mm

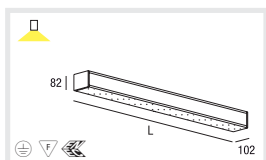


### MINO 60 MIRAGE SUSP. LED 220-240V

CAPACITY	L (MM)	CODE
12x1,1W	798	056-3223#1#P
18x1,1W	1188	056-3224#1#P
24x1,1W	1578	056-3225#1#P
30x1,1W	1968	056-3226#1#P
36x1,1W	2358	056-3228#1#P

056-...5_	3000K	89 lm/led
6_	4000K	102 lm/led

**E**  
Housing made of edged, extruded aluminium profile  
Surface natural anodised or white or black powder coating  
End cap made of solid aluminium in 4 colour options  
Microprism diffuser achieving dynamic 3D effect  
Energy efficient e<sup>2</sup> LEDs 1,1W, 1-10V or DALI dimmable options  
Available in the light colours 3000K and 4000K  
Available for ceiling mounting or with 2000mm cable suspension  
Adjustable 2000mm cable suspension, no tools needed for adjustment

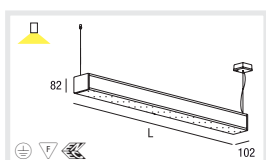


### MINO 100 MIRAGE CEILING LED 220-240V

CAPACITY	L (MM)	CODE
12x1,1W	798	056-4123#1#P
18x1,1W	1188	056-4124#1#P
24x1,1W	1578	056-4125#1#P
30x1,1W	1968	056-4126#1#P
36x1,1W	2358	056-4128#1#P

056-...5_	3000K	89 lm/led
6_	4000K	102 lm/led

**I**  
Corpo in profilo spigoloso in alluminio estruso  
Superficie anodizzata naturale o con vernice in bianco o nero  
Testata finale in alluminio massiccio in 4 varianti di colore  
Effetto dinamico 3D tramite superficie microprismatica  
e<sup>2</sup> LED energeticamente efficiente da 1,1W dimmerabile 1-10V o DALI  
Disponibile nei colori di luce 3000K e 4000K  
Per montaggio a soffitto o con cavo di sospensione da 2000mm  
Sospensione da 2000mm regolabile in altezza senza l'uso di attrezzi



### MINO 100 MIRAGE SUSP. LED 220-240V

CAPACITY	L (MM)	CODE
12x1,1W	798	056-4223#1#P
18x1,1W	1188	056-4224#1#P
24x1,1W	1578	056-4225#1#P
30x1,1W	1968	056-4226#1#P
36x1,1W	2358	056-4228#1#P

056-...5_	3000K	89 lm/led
6_	4000K	102 lm/led

DIM 1-10V or DIM DALI on request

## Colours



056-...5_	white/chrome
6_	anodised aluminium
7_	white
8_	black
9_	black/chrome

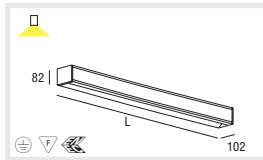


# MINO 100 WALLWASHER

312

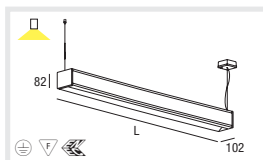


## Type



### MINO 100 WW CEILING T16 G5 multi EVG

CAPACITY	L (MM)	CODE
1x14/24W	588	034-962##W
1x21/39W	888	034-972##W
1x28/54W	1188	034-982##W
1x35/49/80W	1488	034-992##W
1x2x28/54W	2360	034-984##W



### MINO 100 WW SUSPENDED T16 G5 multi EVG

CAPACITY	L (MM)	CODE
1x14/24W	588	034-862##W
1x21/39W	888	034-872##W
1x28/54W	1188	034-882##W
1x35/49/80W	1488	034-892##W
1x2x28/54W	2360	034-884##W

-5# multi EVG  
 -6# multi DIM 1-10V  
 -8# multi DIM DALI

### D

Leuchtenkörper aus kantigem stranggepresstem Aluminiumprofil  
 Oberfläche natur eloxiert oder in weißem oder schwarzem Strukturlack  
 Endstück aus massivem Aluminium in 4 Farbvarianten  
 Homogene vertikale Beleuchtungsstärken durch asymmetrischen Reflektor  
 Reflektor aus Reinstaluminium, hochglänzend eloxiert  
 Reflektordesign von Lichtlabor Bartenbach  
 T16 mit Multi-EVG, optional dimmbar mit 1-10V oder DALI EVG  
 DALI EVG mit zusätzlicher Touch-DIM Funktion für Tastdimmung  
 Für Deckenmontage oder mit 2000mm Seilabhängung erhältlich  
 Werkzeuglos höhenverstellbare Seilabhängung mit 2000mm

### E

Housing made of edged, extruded aluminium profile  
 Surface natural anodised or white or black powder coating  
 End cap made of solid aluminium in 4 colour options  
 Homogeneous, vertical illumination level thanks to an asymmetric reflector  
 Reflector made of pure aluminium, high gloss anodised  
 Reflector designed by Bartenbach lighting laboratories  
 T16 with multi-ballast, optionally dimmable 1-10V or DALI  
 DALI ballast with additional touch dimming via push button  
 Available for ceiling mounting or with 2000mm cable suspension  
 Adjustable 2000mm cable suspension, no tools needed for adjustment

### I

Corpo in profilo spigoloso in alluminio estruso  
 Superficie anodizzata naturale o con vernice in bianco o nero  
 Testata finale in alluminio massiccio in 4 varianti di colore  
 Illuminazione omogenea verticale grazie a riflettore asimmetrico  
 Riflettore di alluminio iperpuro, lucido anodizzato  
 Riflettore disegnato di laboratorio di luce Bartenbach  
 T16 con reattore multi, dimmerabile 1-10V o DALI  
 Reattore DALI, incl. funzione Touch-DIM per dimm. tramite pulsante  
 Per montaggio a soffitto o con cavo di sospensione da 2000mm  
 Sospensione da 2000mm regolabile in altezza senza l'uso di attrezzi

## Colours



034-... 5. white/chrome  
 6. anodised alu.  
 7. white  
 8. black  
 9. black/chrome



5

6

7

8

9



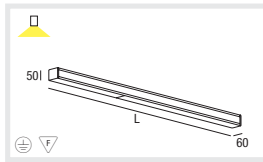



# MINO 60 S

314



## Type



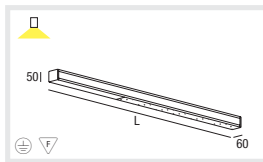
### MINO 60 S OPAL T16 G5 multi EVG

CAPACITY	L (MM)	CODE
1x21/39W	1420	033-871##O
1x28/54W	1720	033-881##O
1x35/49/80W	2020	033-891##O
2x1x28/54W	2920	033-882##O

5# multi EVG  
6# multi DIM 1-10V  
8# multi DIM DALI

### D

Leuchtenkörper aus kantigem stranggepresstem Aluminiumprofil  
Oberfläche natur eloxiert oder in weißem oder schwarzem Strukturlack  
Endstück aus massivem Aluminium in 4 Farbvarianten  
Optikvarianten als homogen ausgeleuchtete satinierte PMMA-Abdeckung, mikrostrukturierte Prismenoberfläche für gleichmäßige Entblendung in der Leuchtenebene oder Darklighttraster  
T16 mit Multi-EVG, optional dimmbar mit 1-10V oder DALI EVG  
DALI EVG mit zusätzlicher Touch-DIM Funktion für Tastdimmung



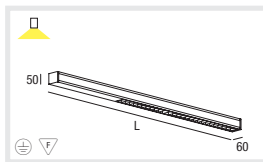
### MINO 60 S MICROPRISM T16 G5 multi EVG

CAPACITY	L (MM)	CODE
1x21/39W	1420	033-871##P
1x28/54W	1720	033-881##P
1x35/49/80W	2020	033-891##P
2x1x28/54W	2920	033-882##P

5# multi EVG  
6# multi DIM 1-10V  
8# multi DIM DALI

### E

Housing made of edged, extruded aluminium profile  
Surface natural anodised or white or black powder coating  
End cap made of solid aluminium in 4 colour options  
Versions with homogeneously illuminated, satined PMMA cover, microprismatic surface for homogeneous anti glare in the luminaire level or dark louver  
T16 with multi-ballast, optionally dimmable 1-10V or DALI  
DALI ballast with additional touch dimming via push button



### MINO 60 S LOUVER T16 G5 multi EVG


CAPACITY	L (MM)	CODE
1x21/39W	1420	033-871##L
1x28/54W	1720	033-881##L
1x35/49/80W	2020	033-891##L
2x1x28/54W	2920	033-882##L

5# multi EVG  
6# multi DIM 1-10V  
8# multi DIM DALI

### I

Corpo in profilo spigoloso in alluminio estruso  
Superficie anodizzata naturale o con vernice in bianco o nero  
Testata finale in alluminio massiccio in 4 varianti di colore  
Varianti di ottica come coperchio in PMMA satinato e omogeneamente illuminato o superficie microprismatica per antiabbagliamento omogeneo o darklight  
T16 con reattore multi, dimmerabile 1-10V o DALI  
Reattore DALI, incl. funzione Touch-DIM per dimm. tramite pulsante

## Colours



033-... 5 white/chrome  
6 anodised aluminium  
7 white  
8 black  
9 black/chrome

