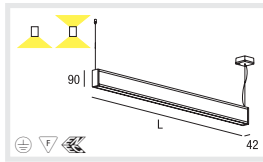
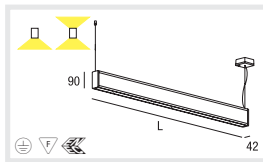



Type



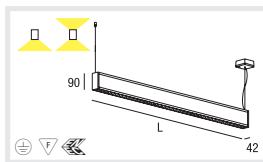
STILO 40 OPAL T16 G5 multi EVG

CAPACITY	L (MM)	CODE
1x28/54W direct	1188	075-041##O
1x35/49W direct	1488	075-051##O
2x1x28/54W direct	2376	075-042##O
2x28/54W direct/indirect	1188	075-142##O
2x35/49W direct/indirect	1488	075-152##O
2x2x28/54W direct/indir.	2376	075-144##O



STILO 40 MICROPRISM T16 G5 multi EVG

CAPACITY	L (MM)	CODE
1x28/54W direct	1188	075-041##P
1x35/49W direct	1488	075-051##P
2x1x28/54W direct	2376	075-042##P
2x28/54W direct/indirect	1188	075-142##P
2x35/49W direct/indirect	1488	075-152##P
2x2x28/54W direct/indir.	2376	075-144##P



STILO 40 LOUVER T16 G5 multi EVG

CAPACITY	L (MM)	CODE
1x28/54W direct	1188	075-041##L
1x35/49W direct	1488	075-051##L
2x1x28/54W direct	2376	075-042##L
2x28/54W direct/indirect	1188	075-142##L
2x35/49W direct/indirect	1488	075-152##L
2x2x28/54W direct/indir.	2376	075-144##L

- _5# multi EVG
- _6# multi DIM 1-10V
- _8# multi DIM DALI

D

Leuchtenkörper aus kantigem stranggepresstem H-Aluminiumprofil
 Oberfläche natur eloxiert, weiß oder schwarz pulverbeschichtet
 Endstück aus massivem Aluminium in 4 Farbvarianten
 Optikvarianten als homogen ausgeleuchtete satinierte PMMA-Abdeckung,
 mikrostrukturierte Prismenoberfläche für gleichmäßige Entblendung in der
 Leuchtenebene oder Darklighttraster
 Optional direkt/indirekt für eine zusätzliche Akzentuierung an der Decke
 T16 mit Multi-EVG, optional dimmbar mit 1-10V oder DALI EVG
 DALI EVG mit zusätzlicher Touch-DIM Funktion für Tastdimmung
 Werkzeuglos höhenverstellbare Seilabhangung mit 2000mm



E

Housing made of edged, extruded aluminium profile
 Surface natural anodised or white or black powder coating
 End cap made of solid aluminium in 4 colour options
 Versions with homogeneously illuminated, satined PMMA cover,
 microprismatic surface for homogeneous anti glare in the
 luminaire level or dark louver
 Available as direct/indirect for additional effects on the ceiling
 T16 with multi-ballast, optionally dimmable 1-10V or DALI
 DALI ballast with additional touch dimming via push button
 Adjustable 2000mm cable suspension, no tools needed for adjustment

I

Corpo in profilo spigoloso in alluminio estruso
 Superficie anodizzata naturale o con vernice in bianco o nero
 Testata finale in alluminio massiccio in 4 varianti di colore
 Varianti di ottica come coperchio in PMMA satinato e omogeneamente
 illuminato o superficie microprismatica per antiabbagliamento
 omogeneo o darklight
 Diretto/indir. come opzione per ulteriore accentuazione sul soffitto
 T16 con reattore multi, dimmerabile 1-10V o DALI
 Reattore DALI, incl. funzione Touch-DIM per dimm. tramite pulsante
 Sospensione da 2000mm regolabile in altezza senza l'uso di attrezzi

Colours

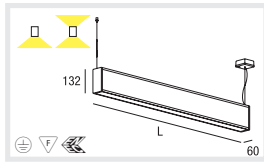


- 075-... 5 white/chrome
- 6 anodised aluminium
- 7 white
- 8 black
- 9 black/chrome



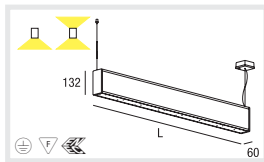


Type



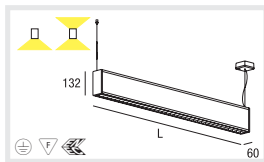

STILO 60 OPAL T16 G5 multi EVG

CAPACITY	L (MM)	CODE
1x28/54W direct	1188	075-241##O
1x35/49/80W direct	1488	075-251##O
2x1x28/54W direct	2246	075-242##O
2x28/54W direct/indirect	1188	075-342##O
2x35/49W direct/indirect	1488	075-352##O
2x2x28/54W direct/indir.	2246	075-344##O



STILO 60 MICROPRISM T16 G5 multi EVG

CAPACITY	L (MM)	CODE
1x28/54W direct	1188	075-241##P
1x35/49/80W direct	1488	075-251##P
2x1x28/54W direct	2360	075-242##P
2x28/54W direct/indirect	1188	075-342##P
2x35/49W direct/indirect	1488	075-352##P
2x2x28/54W direct/indir.	2360	075-344##P



STILO 60 LOUVER T16 G5 multi EVG

CAPACITY	L (MM)	CODE
1x28/54W direct	1188	075-241##L
1x35/49/80W direct	1488	075-251##L
2x1x28/54W direct	2360	075-242##L
2x28/54W direct/indirect	1188	075-342##L
2x35/49W direct/indirect	1488	075-352##L
2x2x28/54W direct/indir.	2360	075-344##L

- #** multi EVG
- #** multi DIM 1-10V
- #** multi DIM DALI

D

Leuchtenkörper aus kantigem stranggepresstem H-Aluminiumprofil
 Oberfläche natur eloxiert, weiß oder schwarz pulverbeschichtet
 Endstück aus massivem Aluminium in 4 Farbvarianten
 Optikvarianten als homogen ausgeleuchtete satinierte PMMA-Abdeckung,
 mikrostrukturierte Prismenoberfläche für gleichmäßige Entblendung in der
 Leuchtenebene oder Darklighttraster
 Optional direkt/indirekt für eine zusätzliche Akzentuierung an der Decke
 T16 mit Multi-EVG, optional dimmbar mit 1-10V oder DALI EVG
 DALI EVG mit zusätzlicher Touch-DIM Funktion für Tastdimmung
 Werkzeuglos höhenverstellbare Seilabhängung mit 2000mm


E

Housing made of edged, extruded aluminium profile
 Surface natural anodised or white or black powder coating
 End cap made of solid aluminium in 4 colour options
 Versions with homogeneously illuminated, satined PMMA cover,
 microprismatic surface for homogeneous anti glare in the
 luminaire level or dark louver
 Available as direct/indirect for additional effects on the ceiling
 T16 with multi-ballast, optionally dimmable 1-10V or DALI
 DALI ballast with additional touch dimming via push button
 Adjustable 2000mm cable suspension, no tools needed for adjustment

I


Corpo in profilo spigoloso in alluminio estruso
 Superficie anodizzata naturale o con vernice in bianco o nero
 Testata finale in alluminio massiccio in 4 varianti di colore
 Varianti di ottica come coperchio in PMMA satinato e omogeneamente
 illuminato o superficie microprismatica per antiabbagliamento
 omogeneo o darklight
 Diretto/indir. come opzione per ulteriore accentuazione sul soffitto
 T16 con reattore multi, dimmerabile 1-10V o DALI
 Reattore DALI, incl. funzione Touch-DIM per dimm. tramite pulsante
 Sospensione da 2000mm regolabile in altezza senza l'uso di attrezzi

Colours



- 075-...5 white/chrome
- 6 anodised aluminium
- 7 white
- 8 black
- 9 black/chrome





► WELSER DIENSTLEISTUNGS CENTER / OFFICE CROSS, WELS
Architect: Alexander Oberndorfer, Wels
Lighting design: SLT, Wels

