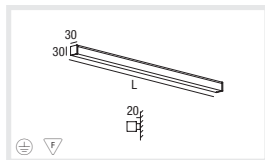


# CORNER 35

436



## Type



### CORNER 35 LED 220-240V

CAPACITY	L (MM)	CODE
9W line led	600	057-1842#1#O
13W line led	900	057-1843#1#O
17W line led	1200	057-1844#1#O

057-...5...	3000K	70 lm/led
6...	4000K	88 lm/led

### D

Leuchtenkörper aus kantigem stranggepresstem Aluminiumprofil  
 Oberfläche natur eloxiert, weiß oder schwarz pulverbeschichtet  
 Endstück aus massivem Aluminium in 4 Farbvarianten  
 Zweiseitig abstrahlende satinierte PMMA-Abdeckung  
 Line LEDs, optional dimmbar mit 1-10V oder DALI-Signal  
 Lieferbar in Lichtfarben 3000K und 4000K



### E

Housing made of edged, extruded aluminium profile  
 Surface natural anodised or white or black powder coating  
 End cap made of solid aluminium in 4 colour options  
 Satin PMMA diffuser with two-sided illumination  
 Line LEDs, optionally dimmable over 1-10V or DALI signal  
 Available in the light colours 3000K and 4000K

### I

Corpo in profilo spigoloso in alluminio estruso  
 Superficie anodizzata naturale o verniciata alle polveri in bianco o nero  
 Testata finale in alluminio massiccio in 4 varianti di colore  
 Coperchio in PMMA satinato, doppia emissione  
 LED Line, dimmerabile con 1-10V o DALI  
 Disponibile nei colori di luce 3000K e 4000K

## Colours



057-...4...	chrome
5...	white/chrome
6...	anodised alu.
7...	white
8...	black
9...	black/chrome

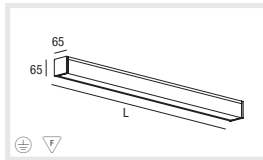


# CORNER 65

438



## Type



### CORNER 65 T16 G5 multi EVG

CAPACITY	L (MM)	CODE
1x14/24W	588	040-961#O
1x21/39W	888	040-971#O
1x28/54W	1188	040-981#O

- 5# multi EVG
- 6# multi DIM 1-10V
- 8# multi DIM DALI


### D

Leuchtenkörper aus kantigem stranggepresstem Aluminiumprofil  
 Oberfläche natur eloxiert, weiß oder schwarz pulverbeschichtet  
 Endstück aus massivem Aluminium in 4 Farbvarianten  
 Zweiseitig abstrahlende satinierte PMMA-Abdeckung  
 T16 Variante mit Multi-EVG, optional dimmbar mit 1-10V oder DALI EVG  
 DALI EVG mit zusätzlicher Touch-DIM Funktion für Tastdimmung  
 2 Kabelöffnungen und Steckklemme zur Durchgangsverdrahtung


### E

Housing made of edged, extruded aluminium profile  
 Surface natural anodised or white or black powder coating  
 End cap made of solid aluminium in 4 colour options  
 Satin PMMA diffuser with two-sided illumination  
 T16 with multi-ballast, optionally dimmable 1-10V or DALI  
 DALI ballast with additional touch dimming via push button  
 2 cable entry points and clamp for through-wiring

## Colours



- 040-...5 white/chrome
- 6 anodised alu.
- 7 white
- 8 black
- 9 black/chrome



### I

Corpo in profilo spigoloso in alluminio estruso  
 Superficie anodizzata naturale o verniciata alle polveri in bianco o nero  
 Testata finale in alluminio massiccio in 4 varianti di colore  
 Coperchio in PMMA satinato, doppia emissione  
 Versione T16 con reattore multi, dimmerabile 1-10V o DALI  
 Reattore DALI, incl. funzione Touch-DIM per dimm. tramite pulsante  
 2 entrate di cavo e morsetto a spina per collegamento continuo

► XAL HEADQUARTERS, GRAZ  
Architect: Michael Kadletz, Graz

