

SASSO 100 K

EINBAUSTRAHLER RECESSED SPOTLIGHTS FARETTI DA INCASSO

40



D

Strahlerelement aus Aluminium, 355° dreh-, 45° schwenkbar
Wechselreflektoren aus Reinaluminium in 3 Ausstrahlwinkeln
Set für randlosen Einbau in Gipskartondecken 8–25mm
Einbau für Zwischendecken von 2–25mm
Durch Patentkugelschnapper werkzeuglos einsetzbar
Betriebsgeräteanschluss der HIT Varianten mittels Stecker
Variante mit energieeffizienten e² LEDs 1,1W mit hoher Farbwiedergabe
Farbfilter, Linsen, Wabenraster (max. 1 Stk.) als Zubehör

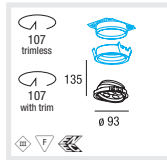
E

Spotlight made of aluminium, 355° rotatable, 45° tiltable
Changeable reflectors made of pure aluminium, 3 beam angles
Mounting set for trimless install. in plasterboard ceilings 8–25mm
Mounting ring for ceilings from 2–25mm
Patented ball catch system installs without tools
Plug connection for control gear of HIT type
Type with energy efficient e² LEDs 1,1W with high CRI
Colour filters, lenses and louvers (max. 1) available as accessories

I

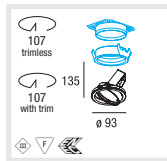
Faretto in alluminio, girevole 355°, orientabile 45°
Riflettori d'alluminio puro cambiabili di 3 angoli
Set da montaggio a livello in soffitti di cartongesso 8–25mm
Anello di montaggio per controsoffitti di 2–25mm
Inseribile facilmente con brevettato moschettone sferico
Varianti HIT: Connettore per collegare il reattore
Variante con LED e² da 1,1W con resa cromatica alta
Filtri colorati, lenti, reticoli a nido d'ape (solo 1 pz.) come acc.

Type



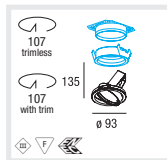
e² LED

SASSO 100 K SPOTLIGHT LED 24V DC
CAPACITY CODE
6x1,1W 052-1410#1#M
052-... 4_ 2700K 89 lm/led
5_ 3000K 89 lm/led
6_ 4000K 102 lm/led
8_ 6000K 118 lm/led



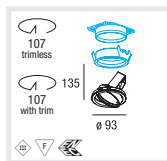
QT12-LP GY6,35

SASSO 100 K SPOTLIGHT QT12-LP GY6,35
CAPACITY CODE
1x50W 060-5219#_



HIT-TC-CE GU6,5

SASSO 100 K SPOTLIGHT HIT-TC-CE GU6,5
CAPACITY CODE
1x20W 060-5319#_



HIT-TC-CE G8,5

SASSO 100 K SPOTLIGHT HIT-TC-CE G8,5
CAPACITY CODE
1x20/35/70W 060-5419#_
060-... S spot 14°
M medium 24°
E flood 40°

Colours



0_... 4 chrome
6 grey
7 white
8 black

Accessories



TRIMLESS
Einbauset für randlosen Einbau in Gipskartondecken
Mounting set for trimless installation in plasterboard ceilings
Atrezzo di montaggio per soffitti di cartongesso a scomparsa
Ø/CEILING THICKNESS (MM) CODE
100/8-25 052-192241#



WITH TRIM
Einbau für Zwischendecken von 2-20mm
Mounting ring for intermediate ceilings 2-20mm
Anello di montaggio per controsoffitti di 2 a 20mm
Ø/CEILING THICKNESS (MM) CODE
112/2-25 052-191431#



Beton einbauehäuse für Sichtbeton
Mounting housing for exposed concrete
Corpo per montaggio in calcestruzzo stuccato
L/B/H (MM) CODE
230/230/160 060-00100



Beton einbauehäuse für gespachtelte Betondecken
Mounting housing for primed concrete ceilings
Corpo per montaggio in calcestruzzo stuccato
TYPE **L/B/H (MM)** CODE
mounting housing 225/225/130 052-1914310
canal for transformer 460/225/130 052-1915310



Elektronischer LED Konverter | Transformator
Electronic LED converter | transformer
Convertitore LED | trasformatore elettronico
CAPACITY **L/B/H (MM)** CODE
8W LED 100-240V 85/40/22 007-1924300
70VA/230-240V/12V 102/51/30 002-70700
105VA/230-240V/12V 102/51/30 002-71000
150VA/230V/12V 206/45/40 002-71500



Vorschaltgeräteblock mit Kabel und Anschlussstecker
Control gear unit with cable and connector plug
Blocco di reattore elettronico con cavo e connettore a spina
CAPACITY **L/B/H (MM)** CODE
20W/220-240V electr. 140/67/31 002-85020
35W/220-240V electr. 140/67/31 002-85035
70W/220-240V electr. 225/60/36 002-86070



See page 101 for more accessories
Colour and protection filters
Lenses and honeycomb louver