

SASSO 150 BALL

EINBAUSTRÄHLER RECESSED SPOTLIGHTS FARETTI DA INCASSO

54



D

Strahlerelement aus Aluminium, 355° dreh-, 45° schwenkbar
Wechselreflektoren aus Reinaluminium in 4 Ausstrahlwinkeln
Set für randlosen Einbau in Gipskartondecken 10–25mm
Einbau für Zwischendecken von 2–20mm
Durch Patentkugelschnapper werkzeuglos einsetzbar
Betriebsgeräteanschluss der HIT Varianten mittels Stecker
Variante mit energieeffizienten e² LEDs 1,1W mit hoher Farbwiedergabe
Farbfilter, Linsen, Wabenraster (max. 1 Stk.) und RGB-LED Einsatz als Zubehör

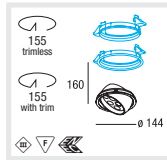
E

Spotlight made of aluminium, 355° rotatable, 45° tiltable
Changeable reflectors made of pure aluminium, 4 beam angles
Mounting set for trimless install. in plasterboard ceilings 10–25mm
Mounting ring for ceilings from 2–20mm
Patented ball catch system installs without tools
Plug connection for control gear of HIT type
Type with energy efficient e² LEDs 1,1W with high CRI
Colour filters, lenses, louvers (max. 1) and RGB-LED inset available as acc.

I

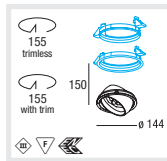
Faretto in alluminio, girevole 355°, orientabile 45°
Riflettori d'alluminio puro cambiabili di 4 angoli
Set da montaggio a livello in soffitti di cartongesso 10–25mm
Anello di montaggio per controsoffitti di 2–20mm
Inseribile facilmente con brevettato moschettone sferico
Varianti HIT: Connettore per collegare il reattore
Variante con LED e² da 1,1W con resa cromatica alta
Filtri colorati, lenti, reticoli a nido d'ape e inserti RGB come acc.

Type



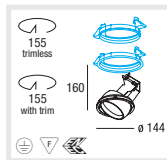
e² LED

SASSO 150 BALL SPOTLIGHT LED 24V DC			
CAPACITY			CODE
12x1,1W			052-1660#1#M
052-...4	2700K	89 lm/led	
5	3000K	89 lm/led	
6	4000K	102 lm/led	
8	6000K	118 lm/led	



QR-LP 111 G53

SASSO 150 BALL SPOTL. QR-LP 111 G53			
CAPACITY			CODE
1x100W			060-7529#



HIT-CE G12

SASSO 150 BALL SPOTL. HIT-CE G12			
CAPACITY			CODE
1x35/70W			060-7829#
060-7829#S	spot 14°		
M	medium 24°		
E	flood 40°		
W	wide flood 60°		

Colours



0	4	chrome
6	6	grey
7	7	white
8	8	black

Accessories



TRIMLESS		
Einbauset für randlosen Einbau in Gipskartondecken		
Mounting set for trimless installation in plasterboard ceilings		
Attrezzo di montaggio per soffitti di cartongesso a scomparsa		
Ø/CEILING THICKNESS (MM)		CODE
150/10-25		052-1921610



WITH TRIM		
Einbau für Zwischendecken von 2-20mm		
Mounting ring for intermediate ceilings 2-20mm		
Anello di montaggio per controsoffitti di 2 a 20mm		
Ø/CEILING THICKNESS (MM)		CODE
160/2-20		052-192261#



Betoneinbaugehäuse für Sichtbeton		
Mounting housing for exposed concrete		
Corpo per montaggio in calcestruzzo a vista		
L/B/H (MM)		CODE
295/295/210		060-00150



Betoneinbaugehäuse für gespachtelte Betondecken		
Mounting housing for primed concrete ceilings		
Corpo per montaggio in calcestruzzo stuccato		
TYPE	Ø/H (MM)	CODE
LED/QR-LP 111/HIT-CE	310/165	052-1914610



Elektronischer LED Konverter Transformator		
Electronic LED converter transformer		
Convertitore LED trasformatore elettronico		
CAPACITY	L/B/H (MM)	CODE
18W LED 100-240V	153/67/31	007-1924500
70VA/230-240V/12V	102/51/30	002-70700
105VA/230-240V/12V	102/51/30	002-71000
150VA/230V/12V	206/45/40	002-71500



Vorschaltgeräteblock mit Kabel und Anschlussstecker		
Control gear unit with cable and connector plug		
Blocco di reattore elettronico con cavo e connettore a spina		
CAPACITY	L/B/H (MM)	CODE
35W/220-240V electr.	186/89/37	002-86035
70W/220-240V electr.	186/89/37	002-86070



See page 101 for more accessories		
RGB LED Inset		
Colour and protection filters		
Lenses and honeycomb louver		