

SASSO 100 BALL

EINBAUSTRAHLER RECESSED SPOTLIGHTS FARETTI DA INCASSO

52



D

Strahlerelement aus Aluminium, 355° dreh-, 45° schwenkbar
Wechselreflektoren aus Reinaluminium in 3 Ausstrahlwinkeln
Set für randlosen Einbau in Gipskartondecken 10–25mm
Einbau für Zwischendecken von 2–20mm
Durch Patentkugelschnapper werkzeuglos einsetzbar
Betriebsgeräteanschluss der HIT Varianten mittels Stecker
Variante mit energieeffizienten e² LEDs 1,1W mit hoher Farbwiedergabe
Farbfilter, Linsen, Wabenraster (max. 1 Stk.) als Zubehör

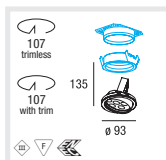
E

Spotlight made of aluminium, 355° rotatable, 45° tiltable
Changeable reflectors made of pure aluminium, 3 beam angles
Mounting set for trimless install. in plasterboard ceilings 10–25mm
Mounting ring for ceilings from 2–20mm
Patented ball catch system installs without tools
Plug connection for control gear of HIT type
Type with energy efficient e² LEDs 1,1W with high CRI
Colour filters, lenses and louvers (max. 1) available as accessories

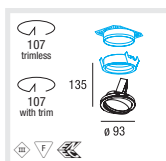
I

Faretto in alluminio, girevole 355°, orientabile 45°
Riflettori d'alluminio puro cambiabili di 3 angoli
Set da montaggio a livello in soffitti di cartongesso 10–25mm
Anello di montaggio per controsoffitti di 2–20mm
Inseribile facilmente con brevettato moschettone sferico
Varianti HIT: Connettore per collegare il reattore
Variante con LED e² da 1,1W con resa cromatica alta
Filtri colorati, lenti, reticoli a nido d'ape (solo 1 pz.) come acc.

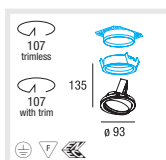
Type



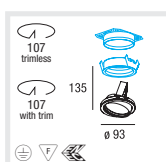
| SASSO 100 BALL SPOTLIGHT LED 24V DC | |
|-------------------------------------|--------------|
| e² LED | |
| CAPACITY | CODE |
| 6x1,1W | 052-1460#1#M |
| 052-...4_ 2700K 89 lm/led | |
| 5_ 3000K 89 lm/led | |
| 6_ 4000K 102 lm/led | |
| 8_ 6000K 118 lm/led | |



| SASSO 100 BALL SPOTL. QT12-LP GY6,35 | |
|--------------------------------------|-------------|
| CAPACITY | CODE |
| 1x50W | 060-7219#_ |



| SASSO 100 BALL SPOTL. HIT-TC-CE GU6,5 | |
|---------------------------------------|-------------|
| CAPACITY | CODE |
| 1x20W | 060-7219#_ |



| SASSO 100 BALL SPOTL. HIT-TC-CE G8,5 | |
|--------------------------------------|-------------|
| CAPACITY | CODE |
| 1x20/35/70W | 060-7419#_ |
| 060-...S spot 14° | |
| M medium 24° | |
| E flood 40° | |

Colours



| | |
|--------|--------|
| 0_...4 | chrome |
| 6 | grey |
| 7 | white |
| 8 | black |

Accessories



| TRIMLESS | |
|--|-------------|
| Einbauset für randlosen Einbau in Gipskartondecken Mounting set for trimless installation in plasterboard ceilings Attrezzo di montaggio per soffitti di cartongesso a scomparsa | |
| Ø/CEILING THICKNESS (MM) | CODE |
| 100/10-25 | 052-192241# |



| WITH TRIM | |
|--|-------------|
| Einbau für Zwischendecken von 2-20mm Mounting ring for intermediate ceilings 2-20mm Anello di montaggio per controsoffitti di 2 a 20mm | |
| Ø/CEILING THICKNESS (MM) | CODE |
| 112/2-20 | 052-192241# |



| Betoninbauegehäuse für Sichtbeton | |
|---|-------------|
| Mounting housing for exposed concrete Corpo per montaggio in calcestruzzo stuccato | |
| L/B/H (MM) | CODE |
| 230/230/160 | 060-00100 |



| Betoninbauegehäuse für gespachtelte Betondecken | |
|---|-------------------|
| Mounting housing for primed concrete ceilings Corpo per montaggio in calcestruzzo stuccato | |
| TYPE | L/B/H (MM) |
| mounting housing | 225/225/130 |
| mount. housing with channel | 460/225/130 |
| | CODE |
| | 052-1914310 |
| | 052-1915310 |



| Elektronischer LED Konverter Transformator | | |
|--|-------------------|-------------|
| Electronic LED converter transformer Convertitore LED trasformatore elettronico | | |
| CAPACITY | L/B/H (MM) | CODE |
| 8W LED 100-240V | 85/40/22 | 007-1924300 |
| 70VA/230-240V/12V | 102/51/30 | 002-70700 |
| 105VA/230-240V/12V | 102/51/30 | 002-71000 |
| 150VA/230V/12V | 206/45/40 | 002-71500 |



| Vorschaltgeräteblock mit Kabel und Anschlussstecker | | |
|---|-------------------|-------------|
| Control gear unit with cable and connector plug Blocco di reattore elettronico con cavo e connettore a spina | | |
| CAPACITY | L/B/H (MM) | CODE |
| 20W/220-240V electr. | 140/67/31 | 002-85020 |
| 35W/220-240V electr. | 140/67/31 | 002-85035 |
| 70W/220-240V electr. | 225/60/36 | 002-86070 |



See page 101 for more accessories

Colour and protection filters
Lenses and honeycomb louver

