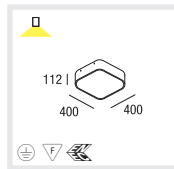




Type

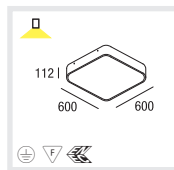


VELA RETRO 400 T16-R 2GX13 EVG

CAPACITY
1x40W
1x55W

CODE
077-941##
077-951##

_0# standard EVG
_1# DIM 1-10V
_3# DIM DALI

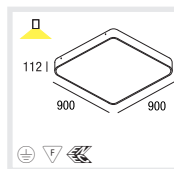


VELA RETRO 600 T16 G5 EVG

CAPACITY
4x14/24W

CODE
077-924##

_5# multi EVG
_6# multi DIM 1-10V
_8# multi DIM DALI

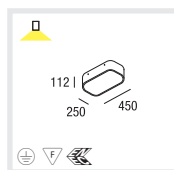


VELA RETRO 900 T16 G5 EVG

CAPACITY
6x21/39W

CODE
077-936##

_5# multi EVG
_6# multi DIM 1-10V
_8# multi DIM DALI



VELA RETRO 450 TC-L 2G11 EVG

CAPACITY
2x24W

CODE
077-952##

_0# standard EVG
_1# DIM 1-10V
_3# DIM DALI



VELA RETRO 600 T16 G5 EVG

CAPACITY
2x14/24W

CODE
077-922##

_5# multi EVG
_6# multi DIM 1-10V
_8# multi DIM DALI

D

Abgerundeter Leuchtenkörper aus Aluminium, nahtlos verschweißt
Oberfläche in weißem, grauem oder schwarzem Strukturlack
Homogen ausgeleuchtete satinierte PMMA-Abdeckung
T16 Variante mit Multi-EVG, optional dimmbar mit 1-10V oder DALI EVG
DALI EVG mit zusätzlicher Touch-DIM Funktion für Tastdimmung
2 Kabelöffnungen und Steckklemme zur Durchgangsverdrahtung
Varianten mit eingebautem Notlichtelement 1h oder 3h auf Anfrage

E

Rounded aluminium housing, seamlessly welded
Surface white, grey or black powder coating
Satin acrylic cover for uniform illumination
T16 with multi-ballast, optionally dimmable 1-10V or DALI
DALI ballast with additional touch dimming via push button
2 cable entry points and clamp for through-wiring
Version with emergency inset 1h or 3h, upon request

I

Corpo arrotondato in alluminio, saldato senza saldatura
Superficie con vernice strutturata in bianco, grigio o nero
Coperchio in PMMA satinato, omogeneamente illuminato
Versione T16 con reattore multi, dimmerabile 1-10V o DALI
Reattore DALI, incl. funzione Touch-DIM per dimm. tramite pulsante
2 entrate di cavo e morsetto a spina per collegamento continuo
Versione con kit d'emergenza da 1 o 3 ore su richiesta

Colours



077-...-... 6 grey
7 white
8 black