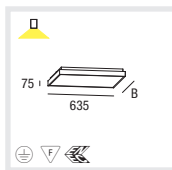


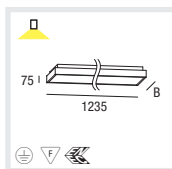
Type



VELA 600 T16 G5 multi EVG

CAPACITY	B (MM)	CODE
1x14W	100	078-231##P
2x14W	200	078-232##P
2x14W	335	078-233##P
4x14W	635	077-124##P

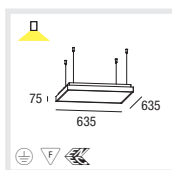
- _0# standard EVG
- _1# DIM 1-10V
- _3# DIM DALI



VELA 1200 T16 G5 multi EVG

CAPACITY	B (MM)	CODE
1x28W	100	078-281##P
2x28W	200	078-282##P
2x28W	335	077-142##P

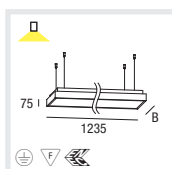
- _0# standard EVG
- _1# DIM 1-10V
- _3# DIM DALI



VELA SUSPENDED 600 T16 G5 multi EVG

CAPACITY	CODE
4x14W	077-224##P

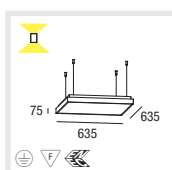
- _0# standard EVG
- _1# DIM 1-10V
- _3# DIM DALI



VELA SUSPENDED 1200 T16 G5 multi EVG

CAPACITY	B (MM)	CODE
2x28W	200	077-292##P
2x28W	335	077-242##P

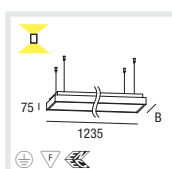
- _0# standard EVG
- _1# DIM 1-10V
- _3# DIM DALI



VELA SUSPENDED 600 T16 G5 multi EVG

CAPACITY	CODE
4x14W	077-564##P

- _0# standard EVG
- _1# DIM 1-10V
- _3# DIM DALI



VELA SUSPENDED 1200 T16 G5 multi EVG

CAPACITY	B (MM)	CODE
2x28W	200	077-293##P
2x28W	335	077-582##P

- _0# standard EVG
- _1# DIM 1-10V
- _3# DIM DALI

D

Rechteckiger Leuchtenkörper aus Aluminium, Winkel auf Gehrung geschnitten
Oberfläche natur eloxiert oder in weißem oder schwarzem Strukturlack
Schlankes Design durch abgestufte Gehäuseform
Mikrostrukturierte Prismenoberfläche für gleichmäßige Entblendung
Werkzeugloser Leuchtmittelwechsel durch Federverschluss
T16 Variante optional dimmbar mit 1-10V oder DALI EVG
DALI EVG mit zusätzlicher Touch-DIM Funktion für Tastdimmung
Für Deckenmontage oder mit 2000mm Seilabhängung erhältlich
Werkzeuglos höhenverstellbare Seilabhängung mit 2000mm

E

Rectangular aluminium housing, mitred corners
Surface natural anodised or white or black powder coating
Stepped housing for slim design
Microprismatic surface for homogeneous anti glare effect
Clip closure for no tool change of light source
T16, optionally dimmable 1-10V or DALI
DALI ballast with additional touch dimming via push button
Available for ceiling mounting or with 2000mm cable suspension
Adjustable 2000mm cable suspension, no tools needed for adjustment

I

Corpo rettangolare, angoli tagliati a smusso
Superficie anodizzata naturale o con vernice in bianco o nero
Aspetto slanciato grazie alla forma con gradino
Superficie microprismatica per antiabbagliamento omogeneo
Facile sostituzione delle lampade grazie a chiusura a molla
Versione T16 dimmerabile 1-10V o DALI
Reattore DALI, incl. funzione Touch-DIM per dimm. tramite pulsante
Per montaggio a soffitto o con cavo di sospensione da 2000mm
Sospensione da 2000mm regolabile in altezza senza l'uso di attrezzi

Colours



- 07-...-6 anodised aluminum
- 7 white
- 8 black