



D

Leuchtgehäuse aus Stahlblech, Strahler aus Aluminium
 Oberfläche in weiß oder schwarz, seidenmatt
 Strahlerelement kardanisches gelagert, schwenkbar bis 25°
 Set für randlosen Einbau in Gipskartondecken 10/12,5/15/20/25mm
 Einbauschablone für Deckeneinbaurahmen separat bestellen
 Betoneinbaugehäuse für Einbau in Sichtbeton
 Betriebsgeräteanschluss der HIT Varianten mittels Stecker
 Farbfilter, Linsen, Wabenraster (max. 1 Stk.) und RGB-LED Einsatz als Zubehör

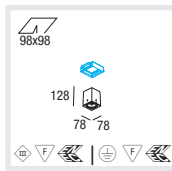
E

Luminaire housing made of sheet steel, spotlight made of aluminium
 Surface white or black, semi-gloss
 Spotlight gimbal mounted, tiltable up to 25°
 Trimless mounting set for plasterboard ceilings 10/12,5/15/20/25mm
 Order one template for mounting set separately
 Mounting housing for concrete installation available
 Plug connection for control gear of HIT type
 Colour filters, lenses, louvers (max. 1) and RGB-LED inset available as acc.

I

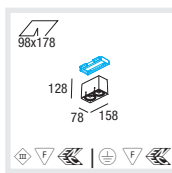
Corpo di lamiera d'acciaio, faretto di alluminio
 Finitura bianca o nera, satinata
 Faretto cardanici, orientabili fino a 25°
 Set di montaggio per soffitti di cartongesso 10/12,5/15/20/25mm
 Sagoma per set di montaggio da ordinare extra
 Cassaforma per il montaggio in calcestruzzo
 Varianti HIT: Connettore per collegare il reattore
 Filtri colorati, lenti, reticoli a nido d'ape e inserti RGB come acc.

Type



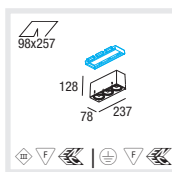
MITO 80 QR-CBC51 GU5,3
CAPACITY 1x35W **CODE** 052-231301#

MITO 80 HIPAR51 GX10
CAPACITY 1x20W **CODE** 052-231601#



MITO 80 QR-CBC51 GU5,3
CAPACITY 2x35W **CODE** 052-232301#

MITO 80 HIPAR51 GX10
CAPACITY 2x20W **CODE** 052-232601#



MITO 80 QR-CBC51 GU5,3
CAPACITY 3x35W **CODE** 052-233301#


MITO 80 HIPAR51 GX10
CAPACITY 3x20W **CODE** 052-233601#

Colours



052-... 7 white
 8 black

Accessories



Inbauset für randlosen Einbau in Gipskartondecken
 Mounting set for trimless installation in plasterboard ceilings
 Attrezzo di montaggio per soffitti di cartongesso a scomparsa

TYPE	CEILING THICKNESS/L/B (MM)	CODE
1 lamp	10-12,5-15-20-25/92/92	052-2921317
2 lamps	10-12,5-15-20-25/178/92	052-2922317
3 lamps	10-12,5-15-20-25/251/92	052-2923317



Elektronischer Transformator
 Electronic transformer
 Trasformatore elettronico

CAPACITY	L/B/H (MM)	CODE
70VA/230-240V/12V	102/51/30	002-70700
105VA/230-240V/12V	102/51/30	002-71000
150VA/230V/12V	206/45/40	002-71500



Vorschaltgeräteblock mit Kabel und Anschlussstecker
 Control gear unit with cable and connector plug
 Blocco di reattore elettronico con cavo e connettore a spina

CAPACITY	L/B/H (MM)	CODE
20W/220-240V electr.	140/67/31	002-85020



Betoneinbaugehäuse für Sichtbeton
 Mounting housing for exposed concrete
 Corpo per montaggio in calcestruzzo a vista

TYPE	L/B/H (MM)	CODE
1 lamp	404/95/130	052-2911310
2 lamps	404/175/130	052-2912310
3 lamps	404/254/130	052-2913310



Betoneinbaugehäuse für gespachtelte Betondecken
 Mounting housing for primed concrete ceilings
 Corpo per montaggio in calcestruzzo stuccato


TYPE	L/B/H (MM)	CODE
1 lamp	404/95/130	052-2911320
2 lamps	404/175/130	052-2912320
3 lamps	404/254/130	052-2913320



RGB LED INSET 3 3x1,1W 24V DC XAL-BUS

LED COLOUR	BEAM	CODE
RGB	super spot 6°	055-28996V
RGB	spot 15°	055-28996S
RGB	medium 24°	055-28996M
RGB	wide flood 80°	055-28996W

Use only with spotlight for QR-CBC51 GU5,3
 Order XAL DMX power master unit separately
 See page 101 for more details



See page 101 for more accessories

Colour and protection filters
 Lenses and honeycomb louver