

MITO FRAME 100

EINBAUSTRÄHLER RECESSED SPOTLIGHTS FARETTI DA INCASSO

84



D

Leuchtgehäuse aus Stahlblech, Strahler aus Aluminium
Oberfläche in weiß oder schwarz, seidenmatt
Rahmen aus Stahlblech in chrom, grau, schwarz oder weiß
Strahlerelement kardanisch gelagert, schwenkbar bis 25°
Betoneinbaugehäuse für Einbau in Sichtbeton
Betriebsgeräteanschluss der HIT Varianten mittels Stecker
Farbfilter, Linsen, Wabenraster (max. 1 Stk.) und RGB-LED Einsatz als Zubehör

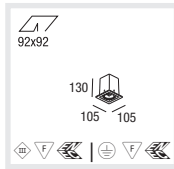
E

Luminaire housing made of sheet steel, spotlight made of aluminium
Surface white or black, semi-gloss
Frame made of sheet steel in chrome, grey, black or white
Spotlight gimbal mounted, tiltable up to 25°
Mounting housing for concrete installation available
Plug connection for control gear of HIT type
Colour filters, lenses, louvers (max. 1) and RGB-LED inset available as acc.

I

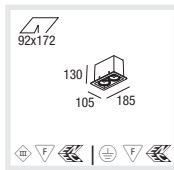
Corpo di lamiera d'acciaio, faretto di alluminio
Finitura bianca o nera, satinata
Cornice di lamiera d'acciaio in cromo, grigia, nera o bianca
Faretti cardanici, orientabili fino a 25°
Cassaforma per il montaggio in calcestruzzo
Varianti HIT: Connettore per collegare il reattore
Filtri colorati, lenti, reticoli a nido d'ape e inserti RGB come acc.

Type



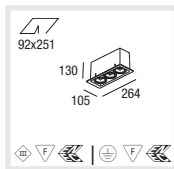
MITO FRAME 100 QR-CBC51 GU5.3
CAPACITY 1x35W **CODE** 052-235301#

MITO FRAME 100 HIPAR51 GX10
CAPACITY 1x20W **CODE** 052-235601#



MITO FRAME 100 QR-CBC51 GU5.3
CAPACITY 2x35W **CODE** 052-236301#

MITO FRAME 100 HIPAR51 GX10
CAPACITY 2x20W **CODE** 052-236601#



MITO FRAME 100 QR-CBC51 GU5.3
CAPACITY 3x35W **CODE** 052-237301#

MITO FRAME 100 HIPAR51 GX10
CAPACITY 3x20W **CODE** 052-237601#

Colours



052-... 4 chrome/black
6 grey/black
7 white
8 black



Accessories



Elektronischer Transformator
Electronic transformer
Trasformatore elettronico

CAPACITY	L/B/H (MM)	CODE
70VA/230-240V/12V	102/51/30	002-70700
105VA/230-240V/12V	102/51/30	002-71000
150VA/230V/12V	206/45/40	002-71500



Vorschaltgeräteblock mit Kabel und Anschlussstecker
Control gear unit with cable and connector plug
Blocco di reattore elettronico con cavo e connettore a spina

CAPACITY	L/B/H (MM)	CODE
20W/220-240V electr.	140/67/31	002-85020



Betoneinbaugehäuse für Sichtbeton
Mounting housing for exposed concrete
Corpo per montaggio in calcestruzzo a vista

TYPE	L/B/H (MM)	CODE
1 lamp	404/95/130	052-2911310
2 lamps	404/175/130	052-2912310
3 lamps	404/254/130	052-2913310



Betoneinbaugehäuse für gespachtelte Betondecken
Mounting housing for primed concrete ceilings
Corpo per montaggio in calcestruzzo stuccato

TYPE	L/B/H (MM)	CODE
1 lamp	404/95/130	052-2911320
2 lamps	404/175/130	052-2912320
3 lamps	404/254/130	052-2913320




RGB LED INSET 3 3x1,1W 24V DC XAL-BUS

LED COLOUR	BEAM	CODE
RGB	super spot 6°	055-28996V
RGB	spot 15°	055-28996S
RGB	medium 24°	055-28996M
RGB	wide flood 80°	055-28996W

Use only with spotlight for QR-CBC51 GU5.3
Order XAL DMX power master unit separately
See page 101 for more details

See page 101 for more accessories



Colour and protection filters
Lenses and honeycomb louver