



D

Abgerundeter Leuchtenkörper aus Aluminium, weiß pulverbeschichtet
 Geeignet für randlosen Einbau in Gipskartondecken von 10-25mm
 Zurückgesetzte homogen ausgeleuchtete satinierte PMMA-Abdeckung
 Werkzeuglose Demontage der Leuchtenabdeckung für einfache Wartung
 T16 Variante mit Multi-EVG, optional dimmbar mit 1-10V oder DALI EVG
 DALI EVG mit zusätzlicher Touch-DIM Funktion für Tastdimmung
 2 Kabelöffnungen und Steckklemme zur Durchgangsverdrahtung
 Varianten mit eingebautem Notlichtelement 1h oder 3h mit Selbsttest

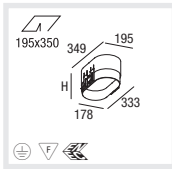
E

Rounded housing made of white powder coated aluminium
 Suitable for trimless installation in plasterboard ceilings 10-25mm
 Offset satin PMMA cover for uniform illumination
 No tools needed for removal of diffuser, easy maintenance
 T16 with multi-ballast, optionally dimmable 1-10V or DALI
 DALI ballast with additional touch dimming via push button
 2 cable entry points and clamp for through-wiring
 Version with emergency inset 1h or 3h, self-test function

I

Corpo in alluminio arrotondato, verniciato alle polveri in bianco
 Adatto per incasso senza giunti in soffitti di cartongesso da 10-25mm
 Coperchio in PMMA satinato e arretrato, omogeneamente illuminato
 Smontaggio del coperchio senza attrezzi per manutenzione semplice
 Versione T16 con reattore multi, dimmerabile 1-10V o DALI
 Reattore DALI, incl. funzione Touch-DIM per dimm. tramite pulsante
 2 entrate di cavo e morsetto a spina per collegamento continuo
 Varianti con luce di emergenza 1h o 3h con self-test

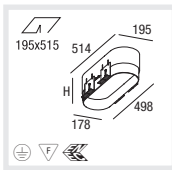
Type



INVISIBLE SOFT 330 TC-L 2G11 EVG

CAPACITY 2x18W **H (MM)** 180 **CODE** 062-35207

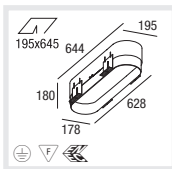

1h Accupack 210 062-35207N1
 3h Accupack 210 062-35207N3



INVISIBLE SOFT 500 TC-L 2G11 EVG

CAPACITY 2x36W **H (MM)** 180 **CODE** 062-36207

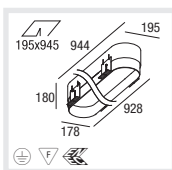

1h Accupack 210 062-36207N1
 3h Accupack 210 062-36207N3



INVISIBLE SOFT 600 T16 G5 multi EVG

CAPACITY 2x14/24W **CODE** 062-322#7

_57 multi EVG
 _67 multi DIM 1-10V
 _87 multi DIM DALI



INVISIBLE SOFT 900 T16 G5 multi EVG

CAPACITY 2x21/39W **CODE** 062-332#7

_57 multi EVG
 _67 multi DIM 1-10V
 _87 multi DIM DALI