



D

Rechteckiger Leuchtenkörper aus Aluminium, weiß pulverbeschichtet
 Geeignet für randlosen Einbau in Gipskartondecken von 10-25mm
 Zurückgesetzte homogen ausgeleuchtete satinierte PMMA-Abdeckung
 Werkzeuglose Demontage der Leuchtenabdeckung für einfache Wartung
 T16 Variante mit Multi-EVG, optional dimmbar mit 1-10V oder DALI EVG
 DALI EVG mit zusätzlicher Touch-DIM Funktion für Tastdimmung
 2 Kabelöffnungen und Steckklemme zur Durchgangsverdrahtung
 Varianten mit eingebautem Notlichtelement 1h oder 3h mit Selbsttest

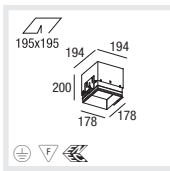
E

Square-shaped housing made of white powder coated aluminium
 Suitable for trimless installation in plasterboard ceilings 10-25mm
 Offset satin PMMA cover for uniform illumination
 No tools needed for removal of diffuser, easy maintenance
 T16 with multi-ballast, optionally dimmable 1-10V or DALI
 DALI ballast with additional touch dimming via push button
 2 cable entry points and clamp for through-wiring
 Version with emergency inset 1h or 3h, self-test function

I


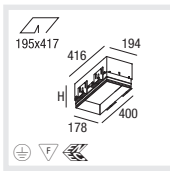

Corpo in alluminio rettangolare, verniciato alle polveri in bianco
 Adatto per incasso senza giunti in soffitti di cartongesso da 10-25mm
 Coperchio in PMMA satinato e arretrato, omogeneamente illuminato
 Smontaggio del coperchio senza attrezzi per manutenzione semplice
 Versione T16 con reattore multi, dimmerabile 1-10V o DALI
 Reattore DALI, incl. funzione Touch-DIM per dimm. tramite pulsante
 2 entrate di cavo e morsetto a spina per collegamento continuo
 Varianti con luce di emergenza 1h o 3h con self-test

Type



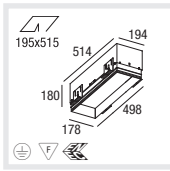
INVISIBLE SQUARE 180 TC-F 2G10 EVG

CAPACITY	CODE
1x18W	062-241#7
.07 standard EVG .17 DIM 1-10V .37 DIM DALI	
1h Accupack	062-24107N1
3h Accupack	062-24107N3



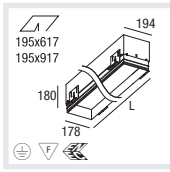
INVISIBLE SQUARE 400 TC-L 2G11 EVG

CAPACITY	H (MM)	CODE
2x24W	180	062-25207
1h Accupack 210 062-25207N1 3h Accupack 210 062-25207N3		



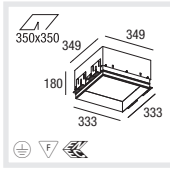
INVISIBLE SQUARE 500 TC-L 2G11 EVG

CAPACITY	CODE
2x36W	062-262#7
.07 standard EVG .17 DIM 1-10V .37 DIM DALI	



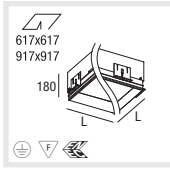
INVISIBLE SQUARE 600 | 900 T16 G5 EVG

CAPACITY	L (MM)	CODE
2x14/24W	600	062-222#7
2x21/39W	900	062-232#7
.57 multi EVG .67 multi DIM 1-10V .87 multi DIM DALI		



INVISIBLE SQUARE 330 T16-R 2GX13 EVG

CAPACITY	CODE
1x22+1x40W	062-27207
1x55W	062-281#7
.07 standard EVG .17 DIM 1-10V .37 DIM DALI	



INVISIBLE SQUARE 600 | 900 T16 G5 EVG

CAPACITY	L (MM)	CODE
4x14/24W	600	062-224#7
6x21/39W	900	062-236#7
.57 multi EVG .67 multi DIM 1-10V .87 multi DIM DALI		