



D

Runder Leuchtenkörper aus Aluminium, weiß pulverbeschichtet
 Hyperbolisch geformtes Einbaugehäuse aus faserverstärktem weißen Gips
 Geeignet für randlosen Einbau in Gipskartondecken von 12,5/15/25mm
 Zurückgesetzte homogen ausgeleuchtete satinierte PMMA-Abdeckung
 Ruhiges Deckenbild durch zurückversetztes Leuchtelement
 T16 Variante optional dimmbar mit 1-10V oder DALI EVG
 DALI Ballast mit zusätzlicher Touch-DIM Funktion für Tastdimmung

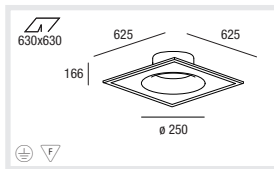
E

Round-shaped housing made of white powder coated aluminium
 Hyperbolic-shaped mounting housing made of reinforced white gypsum
 Suitable for trimless installation in plasterboard ceilings 12,5/15/25mm
 Offset satin PMMA cover for uniform illumination
 Calm ceiling scene by using offset luminaire
 T16, optionally dimmable 1-10V or DALI
 DALI ballast with additional touch dimming via push button

I

Corpo in alluminio rotondo, verniciato alle polveri in bianco
 Corpo da incasso iperbolico in gesso bianco, rinforzato in fibra
 Adatto per incasso senza giunti in soffitti di cartongesso da 12,5/15/25mm
 Coperchio in PMMA satinato e arretrato, omogeneamente illuminato
 Impresione tranquilla grazie al apparecchio arretrato
 Versione T16 dimmerabile 1-10V o DALI
 Reattore DALI, incl. funzione Touch-DIM per dimm. tramite pulsante

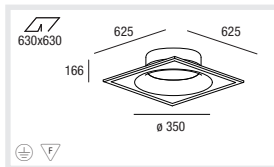
Type



BUBBLE 250 T16-R GX13 EVG

CAPACITY 1x22W **CODE** 060-081#7

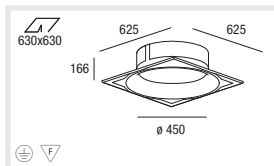
.07 standard EVG
 .17 DIM 1-10V
 .37 DIM DALI



BUBBLE 350 T16-R GX13 EVG

CAPACITY 1x40W 1x55W **CODE** 060-084#7 060-085#7

.07 standard EVG
 .17 DIM 1-10V
 .37 DIM DALI



BUBBLE 450 T16-R GX13 EVG

CAPACITY 1x60W **CODE** 060-088#7

.07 standard EVG
 .17 DIM 1-10V
 .37 DIM DALI