

426



D

Schlanker zylindrischer Leuchtenkörper aus Aluminium
Oberfläche in hochglänzend chrom oder weiß, grau, schwarz
Dezentes, formschönes Deckenanbauehäuse mit Converter
Energieeffiziente e² LEDs 1,1W, optional dimmbar mit 1-10V oder DALI-Signal
Lieferbar in Lichtfarben 2700K, 3000K und 4000K
Höhenverstellbare Seilabhangung 2000mm mit integrierter Einspeiseleitung

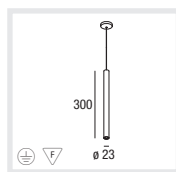

E

Slim cylindrical luminaire made of aluminium
Surface in high-gloss chrome, or white, grey, black
Small, well-shaped ceiling canopy including converter
Energy efficient e² LEDs 1,1W, 1-10V or DALI dimmable options
Available in the light colours 2700K, 3000K and 4000K
Adjustable cable suspension 2000mm with integrated feed

I

Corpo in alluminio, stretto e cilindrico
Superficie in cromo lucido o bianca, grigia, nera
Corpo minimalistico e elegante con converter
e² LED energeticamente efficiente da 1,1 W dimmerabile 1-10V o DALI
Disponibile nei colori di luce 2700K, 3000K e 4000K
Sospensione variabile in altezza, 2000mm, incluso cavo d'alimentazione

Type







e² LED

TULA NANO LED 220-240V

CAPACITY	LED COLOUR	CODE
1x1,1W	2700K 89 lm/led	053-414041#
1x1,1W	3000K 89 lm/led	053-414051#
1x1,1W	4000K 102 lm/led	053-414061#

DIM 1-10V or DIM DALI on request

Colours



053-_____ 4 chrome
6 grey
7 white
8 black

4

6

7

8