

432



D

Schlanker zylindrischer Leuchtenkörper, Durchmesser 150mm, aus opal satiniertem oder hochglänzend schwarz oder gold beschichtetem Glas
Schwarze Variante, mit weißer, silberner oder goldener Innenbeschichtung
Deckenrosette in weiß, schwarz oder Aluminium
Abhängung mit transparent isolierter Einspeiseleitung, 2000mm

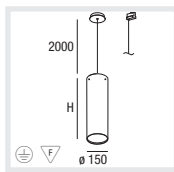
E

Slim cylindrical luminaire, Diameter 150mm, made of opal satined or high-gloss black or gold tinted glass
Black version with inner side in white, silver or gold
Canopy in white, black or aluminium
Suspension with transparent cable feed, 2000mm

I

Corpo stretto e cilindrico, diametro 150mm, di vetro satinato e opale o vetro rivestito in nero o oro lucido
Versione in nero con rifornimento interno in bianco, argento o oro
Rosone per soffitto in bianco, nero o alluminio
Sospensione con cavo di alimentazione isolato trasparentemente, 2000mm

Type





TULA 1x20W TC-TSE E27

TYPE	H (MM)	CODE
ceiling rosette	200	053-4541#1#
ceiling rosette	300	053-4641#1#
ceiling rosette	500	053-4741#1#
3 phase adapter	200	053-4531#1#
3 phase adapter	300	053-4631#1#
3 phase adapter	500	053-4731#1#

053-.....6 aluminium
7 white
8 black

Colours



053-.....1.. white
2.. black high gloss | white
3.. black high gloss | gold
4.. gold