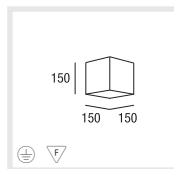




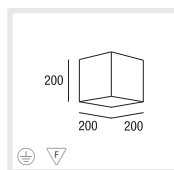
Type



SQUADRO W 150 D45 E14
CAPACITY 1x25W **CODE** 050-11197



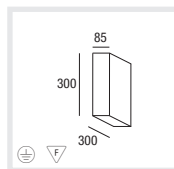

SQUADRO W 150 Micro Lynx GX53
CAPACITY 1x6W **CODE** 050-11107



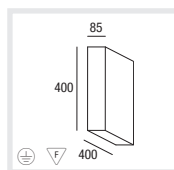
SQUADRO W 200 D45 E14
CAPACITY 1x60W **CODE** 050-12197



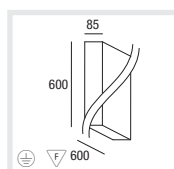
SQUADRO W 200 TC-TEL GX24q-1 EVG
CAPACITY 1x13W **CODE** 050-13107



SQUADRO 300 T16-R 2GX13 EVG
CAPACITY 1x22W **CODE** 050-15107



SQUADRO 400 T16-R 2GX13 EVG
CAPACITY 1x22W+1x40W **CODE** 050-15207



SQUADRO 600 T16 G5 EVG
CAPACITY 4x14W **CODE** 050-124#7
 4x24W **CODE** 050-164#7
 _07 standard EVG
 _17 DIM 1-10V
 _37 DIM DALI

D

Verdeckte Leuchtenarmatur aus Stahlblech, weiß lackiert
 Homogen ausgeleuchtete satinierte PMMA-Abdeckung
 Kantige Abdeckung aus Acryl, auf Gehrung gefräst und verklebt
 T16 Variante optional dimmbar mit 1-10V oder DALI EVG
 DALI EVG mit zusätzlicher Touch-DIM Funktion für Tastdimmung
 2 Kabelöffnungen und Steckklemme zur Durchgangsverdrahtung

E

Hidden armature made of sheet steel varnished white
 Satin PMMA cover for uniform illumination
 Square-edged cover made of acrylic, mitred and glued
 T16, optionally dimmable 1-10V or DALI
 DALI ballast with additional touch dimming via push button
 2 cable entry points and clamp for through-wiring

I

Armatura di lamiera d'acciaio rivestita, verniciata bianco
 Coperchio in PMMA satinato, omogeneamente illuminato
 Coperchio di acrilico a spigoli, smussato e incollato
 Versione T16 dimmerabile 1-10V o DALI
 Reattore DALI, incl. funzione Touch-DIM per dimm. tramite pulsante
 2 entrate di cavo e morsetto a spina per collegamento continuo