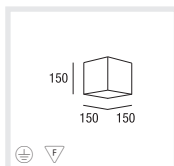


## Type



### SQUADRO W 150 LED 110-240V

**CAPACITY** 4W DMX master/slave **CODE** 058-7120947

RGB-LED colour sequencer and interface for external push-button included

4W slave **058-7120917**

**D**

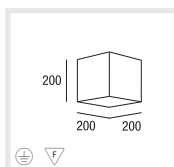
Verdeckte Leuchtenarmatur aus Stahlblech, weiß lackiert  
Homogen ausgeleuchtete satinierte PMMA-Abdeckung  
Kantige Abdeckung aus Acryl, auf Gehrung gefräst und verklebt  
Dynamischer Farbwechsel durch Sequenzer, Fixfarbe, Farbsequenz und Überblendzeit mit DMX-Steuerung oder Taster

**E**

Hidden armature made of sheet steel varnished white  
Satin PMMA cover for uniform illumination  
Square-edged cover made of acrylic, mitred and glued  
Dynamic colour change with sequencer, fixed colour, colour sequence and fade time with DMX or push button

**I**

Armatura di lamiera d'acciaio rivestita, verniciata bianco  
Coperchio in PMMA satinato, omogeneamente illuminato  
Coperchio di acrilico a spigoli, smussato e incollato  
Cambio di colore tramite sequencer, colore fermo, sequenza di colori e dissolvenza con DMX o pulsante

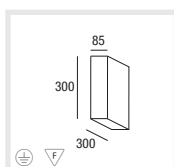


### SQUADRO W 200 LED 110-240V

**CAPACITY** 4W DMX master/slave **CODE** 058-7130947

RGB-LED colour sequencer and interface for external push-button included

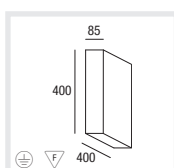
4W slave **058-7130917**



### SQUADRO 300 LED 110-240V

**CAPACITY** 10W DMX master/slave **CODE** 058-7140947

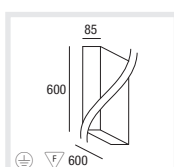
RGB-LED colour sequencer and interface for external push-button included



### SQUADRO 400 LED 110-240V

**CAPACITY** 20W DMX master/slave **CODE** 058-7150947

RGB-LED colour sequencer and interface for external push-button included



### SQUADRO 600 LED 110-240V

**CAPACITY** 40W DMX master/slave **CODE** 058-7160947

RGB-LED colour sequencer and interface for external push-button included

## Accessories



### DMX MASTER UNIT 24V DC

**TYPE** Memory for 8 individual scenes **L/B/H (MM)** 159/90/58 **CODE** 002-51010

Input for external DMX-controller  
[See page 637 for more details](#)



### POWER SUPPLY FOR DMX MASTER UNIT 220-240V

**TYPE** 220-240V | 24V **L/B/H (MM)** 21/90/58 **CODE** 002-59890