

match

sedus





MATCH

For over 130 years Sedus has pioneered office chair development. Today, just as back then, the art lies in being able to combine innovative design, outstanding product quality and a sense of environmental responsibility with first-class ergonomic features. The match range from Sedus more than satisfies these requirements. And, what's more, it comes at an unbeatably low price.





Ergonomics that inspire: Sedus match.

When your head is full of great ideas, you don't want to have to think about how to sit properly. The backrest and seat of the "match" product family impress thanks to their ergonomically perfect fit. The philosophy: sit down and feel good. The result: an inner balance which not only aids relaxation but also provides a source of strength and creativity.

Impeccable design and straightforward functionality.

Whether in individual offices or at conference tables, Sedus match adds an innovative and aesthetic feel to every room. In terms of functionality too, this range is state-of-the-art: all the adjustment mechanisms are simple and quick to operate. This means that setting the individual sitting position couldn't be easier.







**The art of welcoming visitors:
the visitor and conference models.**



As seating in waiting areas, conferences and seminars or in customer/team meetings: with their stable design and comfortable upholstery, the Sedus match visitor chairs make the perfect

host. They come as either cantilever (stackable and non-stackable) or four-leg models (stackable, with and without castors). Available without upholstery on the backrest.



Creativity runs in the Sedus match family.

From classic black to contemporary green. From the simple comfortable visitor chair to the fully fitted ergonomic swivel chair. Thanks to the wide range of upholstery colours, finding your perfect combination couldn't be easier. You are guaranteed to feel good the moment you sit in a Sedus match. This is due in part to the patented "Similar" mechanism with quick adjustment feature. The controls are self-explanatory and intuitive to operate – from setting the seat height, depth and tilt through to adjustment of the armrests and backrest.

Lumbar support. The height-adjustable lumbar support is easy to use and guarantees an ideal curvature of the backrest upholstery.

Armrests. Two versions are available: basic armrests with height adjustment and 3D adjustable armrests with Softtouch finish.

Quick adjustment. The patented quick adjustment feature makes setting the backrest pressure easy for all users and guarantees comfort you can feel.



Instructions for use. The clear and easy-to-understand instructions for use are located directly under the chair so that they cannot be lost.

Sliding seat. The generously sized seat features soft upholstery. Its ability to reposition allows the seat depth to be reduced by up to 20 mm or increased by up to 40 mm.

Seat tilt. The extremely fine adjustment of the seat tilt between 0° and 4° ensures optimal sitting comfort for all users.



An overview of the match family:



Swivel chair with height-adjustable armrests, black plastic base



Swivel chair with height-adjustable armrests, upholstered backrest, white aluminium base



Swivel chair with 3D adjustable armrests, upholstered backrest, polished aluminium base



4-leg model, chromed frame



4-leg model with castors, upholstered backrest, chromed frame



4-leg model, stackable as standard (up to 3 high)



Cantilever, chromed frame

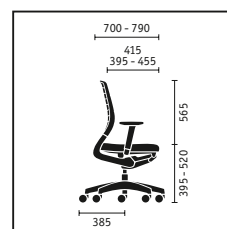
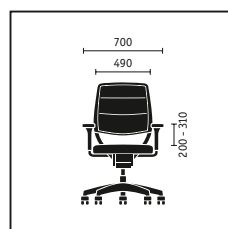
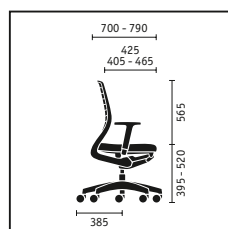
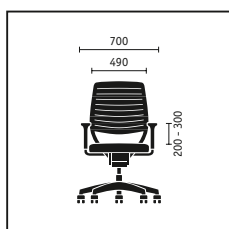
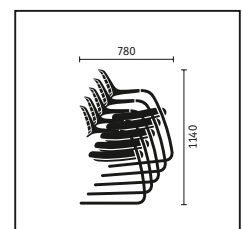
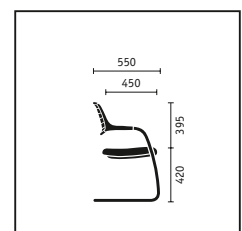
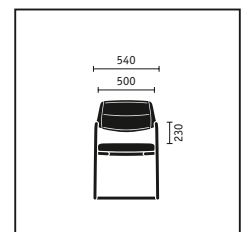
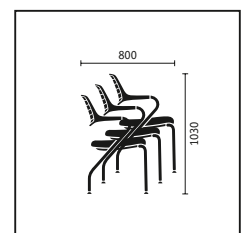
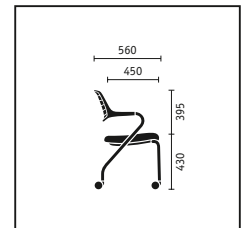
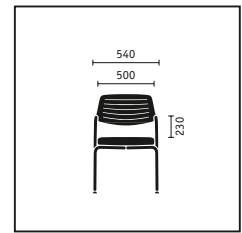


Cantilever, upholstered backrest, chromed frame



Cantilever, optionally stackable (up to 5 high)

	Swivel chair	4-leg model	Cantilever
Seat mechanisms			
"Similar" mechanism	■		
"Similar" mechanism with seat tilt adjustment	□		
Backrest technical features			
Height-adjustable lumbar support (80 mm)	□		
Backrest pressure setting with quick adjustment	■		
Seat height adjustment			
Gas lift mechanism with mechanical depth springing	■		
Gas lift mechanism	□		
Frame versions			
Plastic base in black	■		
Aluminium base, powder-coated in black	□		
Aluminium base, powder-coated in white aluminium	□		
Polished aluminium base	□		
Steel frame, powder-coated in black		■	■
Steel frame, powder-coated in white aluminium		□	□
Steel frame, chromed		□	□
Upholstery			
Upholstered seat and backrest	■	■	■
Upholstered seat, non-upholstered backrest	□	□	□
Model colour (mechanism and plastic parts)			
Black	■	■	■
Armrests			
Without armrests	□		
Height-adjustable armrests	■		
3D adjustable armrests with Softtouch finish	□		
Integrated armrests with plastic finish		■	■
Features			
Sliding seat (with 60 mm depth adjustment)	□		
Contrasting shade for backrest upholstery	□	□	□
Hard castors for soft floors	■	□	
Soft castors for hard floors	□	□	
Stainless steel glides		■	
Plastic glides		□	□
Felt glides		□	□
Stackable		■	□
■ standard □ optional			



Further information and planning data are available to download at: www.sedus.com



**An environmentally friendly
take on the future.**



Sustainability objectives are lived and breathed at Sedus. Just like all other Sedus products, the “match” family satisfies the most demanding environmental regulations: “Our approach to quality and workmanship is shaped by adherence

to international quality standards and testing methods, avoidance of pollutants in all materials used as well as the selection of raw materials known for their durability.”



www.sedus.com